

Exhibitor Handbook

202nd Lewis County Fair



www.lewiscountyfair.org

@lewiscountyfair13367

#lewiscountyfairNY

**It is with great pleasure that the Board of Directors of the
Lewis County Agricultural Society dedicate the 202nd edition of the
Exhibitor Handbook to**

In Memory Of Carole Burr

Carole Burr passed away September 25th, 2022. Carole had a career in nursing for many years but could always be found at the Lewis County fair. She volunteered her time in the secretary's office for over 40 years. Carole always greeted exhibitors and fairfriends as they entered the office. Carole always had a smile and a kind word for everyone. When Carole wasn't in the office you could find her supporting her husband John as he announced at other fairs



Our theme for this year is “**Barn in the USA**”. The theme is a *punny* nod to both our communities love of agriculture and patriotism. We are excited to see how the theme is spread throughout the fair. We encourage parade floats, animal exhibitors, vendors & concessioners to get in on the fun with decorating!

The Lewis County fair is a place to showcase agriculture, arts, and more. This year we are excited to have a glass blowing artist as part of our free entertainment for our guests! The mobile glass blowing studio will be located by the Freeman's Taffy Stand near the antique building. The artist will be making beautiful glass sculptures throughout the day each day of our fair. We can not wait to see the beautiful pieces they come up with.

We have welcomed 7 young ladies into the Jr Fair Board and they did an amazing job organizing and producing last year's first ever mullet contest. The new contest was a huge success and will be back again this year! The Jr. Fair board is looking forward to learning more about the behind the scenes action of putting on the fair and are planning on taking over social media!

After this year's fair, the Ag Society plans on doing extensive work to our beloved grandstand. Built in the 1860's, with an addition in the 1920's, the grandstand has been witness to much history. Many lower beams on the east side of the grandstand will need to be replaced. In addition to the beams, the decking of the walkway needs to be restored. A new drainage system under the walkway will also be needed. All new work will need to be painted and cables will need to be installed to hold the structure together. Powderpost beetles, while not a concern to people, have been discovered and will need to be treated to ensure the future integrity of the building.

The County has gifted the Ag Society funds for this project, there is a letter writing campaign and GoFundMe for donations, and applications for various grants have been submitted. The Agriculture Society will ensure that the stands and track stay historical and safe for future generations.

Cattle, 4H and the Lewis County Holstein Show are required to enter online.
<http://lewiscountyfair-ny.fairentry.com>

Important Dates

4H / Youth Department:

6/1– Animal ID forms due

6/15– Animal entries due

7/7– Youth building entries due

Horses:

7/1– Horse exhibitors must notify Horse Superintendent, Betty Ann Woodard, that they plan on attending.

7/19– midnight - Division 103 pre-entry due.

7/22 - 8:00 a.m. - Division 103 post entry due (higher entry fees apply)

Cattle:

6/30– Health paperwork due.

7/1– Cattle entries due

7/1– Lewis County Holstein Show entries due. Cattle Superintendent, Mike Watson, must be contacted to reserve a spot.

General:

7/12 – midnight online/5:00 pm fair office – Entries due (unless noted otherwise)

7/12 – 5:00 p.m. Baby Show entries due

7/12– 5:00 p.m. - Talent Show entries due

7/20 – 12 noon – Dog Show entries due to Countryside Vet. clinic

Table of Contents

Fair Directors	4
Committees & Departments	4-5
General Rules & Regulations	6
Lewis County Truck Pull Rules	7-9
Harness Racing	10
IAFE Code of Ethics	10
Exhibitor Pre-Fair Guidelines	11
2023 Animal Health Requirements	12
NYS State Wide Pass 2023	15



4H / FFA / Youth Sections

Schedule of Youth Shows Activities/Events	16
Lewis County 4H Protesters Fee	16
General Rules	17
Horses (001 to 002)	17
4H & FFA Dairy Cattle (003-005)	20
Beef Cattle (006-008)	22
Oxen (009-010)	23
Swine (011-014)	23
Llama & Alpaca (015-016)	23
Sheep (017-019)	24
Goats (020-022)	24
Misc. Small Animal & Livestock (023)	25
4H & FFA Poultry Show	25
Poultry Showmanship (024)	26
Chickens (025-027)	26
Ducks (028)	26
Geese (029)	26
Turkeys (030)	27
Pigeons (031)	27
Cavies (032-034)	27
Rabbits (035-038)	28
Dogs (039)	28
Pocket Pets (040)	29
Cloverbuds	29
Club Exhibits & Leadership (042)	29
Communications & Expressive Arts (043)	30
Hobby Crafts & Home Environment (044)	30
Fine Arts (NON KITS) (045)	31
Child Development Care (046)	32
Clothing & Textile (047)	32
Food & Nutrition (048)	32
Photography (049)	34
Plant Collections (050)	36
Plant Experiments (051)	36
Vegetables (052)	37
Garden Entries (053)	37
Horticultural Methods (054)	38
Landscape Pictures & Plans (055)	38
Field Crops (056)	39
Environmental Education/Natural Resources (057)	39
Plant Pathology (058)	40
Entomology (059)	40
Science, Technology, Engineering, Mathematics (060)	41



Open Sections

Dept A - Horses	43
Dept B - Cattle	45
Lewis County Holstein Show Holstein Show Showmanship	48
Dept C - Beef Cattle	49
Dept D - Oxen	50
Dept E - Goats	50
Dept F - Sheep	50
Dept G - Flowers	51
Dept H - Farm & Garden Produce	52
Dept I - Culinary	54
Dept J - Home Preservations	55
Dept K - Home Arts	56
Dept L - Arts & Crafts	58
Dept M - Fine Arts	59
Dept N - Civic Organizations	60
Dept P - Fireman's Parade' 400: Fire Dept 401: Floats	61
Q - Dog Show	61
R - Baby Show	62
S - School Exhibits Spelling Bee	62
T - Talent Contest Talent Show Entry Blank	63 65
Tractor Pulling Contest Rules	64
General Entry Form	66

Effective with the 2016 edition of the Lewis County Fair if your entry fees total \$5 or more you are eligible for an Exhibitor Parking Pass. If your entry fees are less than \$5 and you would like a week-long parking pass, simply pay \$5 total and you will receive an Exhibitor Parking Pass.

Lewis County Agricultural Society

2023 Directors

Matt O'Connor,	President	Lowville, NY
Patrick Kelly,	Vice-President	Lowville, NY
Susan M. Berrus,	Secretary	Lowville, NY
James Randall,	Treasurer	Lowville, NY
Wayne Birchenough		Lowville, NY
Sharon Boshart		Lowville, NY
Larry Bush		Lowville, NY
Timothy Bush		Lowville, NY
Doug Hanno		Lowville, NY
Albert Higby		Lyons Falls, NY
Steve Hirschey		Glenfield, NY
Kevin Kent		Lowville, NY
William Kiernan		Lowville, NY
Sheree Lyndaker		Lowville, NY
William Nortz		Lowville, NY
Sue O'Brien		Lowville, NY
Gary Rosiczkowski		Turin, NY
Orrin J. Ross		Lowville, NY
David Schulz		Lowville, NY
David Sundquist		Lowville, NY
Mike Watson		Lowville, NY
Michael Young		Lowville, NY
Keith Zehr		Lowville, NY
Linda Zehr		Lowville, NY

Associate Directors

Julie Berry	Lowville, NY
Paul Brown	Castorland, NY
Bernard Bush	Lowville, NY
Ralph Chase	Castorland, NY
Jaime Cook	Lowville, NY
Paul Denise	Lowville, NY
Haley Hill	Lowville, NY
Dan King	Lowville, NY
Darrin Kuntz	Glenfield, NY
Tina Lanier	Carthage, NY
Joe Lawrence	Lowville, NY
Jackie Mahoney	Castorland, NY
Doug O'Connor	Lowville, NY
Mark O'Connor	Lowville, NY
Shawna Sealman	Constableville, NY
John Scoville	Lowville, NY
Zachary Sitko	Glenfield, NY
Gabe Sullivan	Lowville, NY
Wilbur Stanford Jr	Glenfield, NY
Barry Widrick	Lowville, NY
Thomas Williams	Lowville, NY
Ryan Wood	Lowville, NY
Betty Ann Woodard	Denmark, NY

Directors Emeritus

Cathy Berry	Turin, NY
Bonnie Murphy	Hillsborough, NC
Michael Nuffer	Lowville, NY
Eugene Pomerville	Lowville, NY
Timothy Reagan	Glenfield, NY
Bruce Rohr	Lowville, NY
Jesse Schantz	Lowville, NY
Brenda Wilmot	Gansevoort, NY

2023 Standing Committees

Advertising & Publicity: Kevin Kent (Chair), Tina Lanier, Dave Schulz

Beautification: Linda Zehr (Chair), Wayne & Kathy Birchenough, Sharon Boshart, Larry Bush, Patrick Kelly, Elaine Matuszczak, Mike Nuffer, Donna O'Connor, Doug O'Connor, Matt O'Connor, Jack Ross, Sue Ross

Board of Managers: Matt O'Connor (Chair), Patrick Kelly, Susan Berrus, Jim Randall, Kevin Kent (Entertainment Co-Chairman), Larry Bush (Entertainment Co-Chairman),

Carnival: Kevin Kent (Chair), Tim Bush, Doug Hanno, Bill Nortz, Matt O'Connor

Concessions: Dave Sundquist (Chair), Rachel Lisk, Jim Randall

Corporate Sponsors: Gary Rosiczkowski, (Chair), Tina Lanier, Rachel Lisk, Matt O'Connor, Dave Schulz,

Emergency Management: Tim Bush (Chair), Larry Bush, Julie Berry, Haley Hill, Patrick Kelly, Bill Kiernan, Matt O'Connor

Entertainment: Kevin Kent (Co-chair), Larry Bush (Co-Chair/track), Susan Berrus, Patrick Kelly, Bill Kiernan, Tina Lanier, Sue O'Brien, Tom Williams, Keith Zehr

Finance: Kevin Kent (Chair), Tim Bush, Doug Hanno, Bill Kiernan, Jim Randall, Mike Young

Food Stand: Sue O'Brien (Chair), Bill Kiernan (Co-chair), Cathy Berry, Sharon Boshart, Sue Kiernan, Betty Ann Woodard

Grounds & Grounds Improvement: Matt O'Connor (Interim Chair), Larry Bush, Wayne Birchenough, Tim Bush, Patrick Kelly, Bill Nortz, Doug O'Connor, Mark O'Connor, Dave Schulz, David Sundquist, Jack Ross, Mike Watson

Harness Racing: Brenda Wilmot (Secretary & Chair), Tim Bush

Planning Committee: Jack Ross (Chair), Susan Berrus, Wayne Birchenough, Paul Denise, Patrick Kelly, Joe Lawrence, Bill Nortz, Sue O'Brien, Matt O'Connor, Michael Young

Jr. Fair Board Members

Faith Diddle

Samantha Freeman

Mya Lehman

Shae Moshier

Mackenzie Ples

Myah Nortz

Emma Reid



2023 Miscellaneous Committees

Antique Display & Exhibits:	Albert Higby (Chair), Jim Hall, Steve Hirschey, Winifred Clark, Brenda Wilmot
Exhibitors Handbook	Susan Berrus, Rachel Lisk, Lewis County Cooperative Extension
Equipment	Patrick Kelly, Larry Bush, Tim Bush, Bill Nortz, John Scoville, Zach Sitko
Fireman's Parade	Doug Hanno & Lewis County Chamber of Commerce
Floral Hall/Culinary Arts Grange	Sheree Lyndaker (Chair), Susan Berrus, Kathy Birchenough, Jaime Cook, Linda Zehr
Parking	Tim Bush (Chair), Bernie Bush, Sharon Boshart, Paul Brown, Patrick Kelly, Bill Nortz, Zach Sitko, Gabe Sullivan, Ryan Wood
Race Track Maintenance	Larry Bush (Chair), Tim Bush, Bernie Bush, Steve Hirschey, Patrick Kelly, Matt O'Connor, Gabe Sullivan, Tom Williams, Ryan Wood

2023 Departments

4-H Exhibits Building	Michele Ledoux, Wayne Birchenough
4-H Horses & Open	Betty Ann Woodard, Paul Brown, Shawna Seelman, Sheila Ortlieb, Kristen Lee, Donald Burgy, Flossie Malbouf
4-H Open & Vo-Ag Cattle	Jack Ross (Chair), Gary Rosiczkowski, John Scoville, Mike Watson
4-H Small Animal	
Auditor	Kevin Kent
Baby Show	Rebecca Watson, Angela Nortz
Dairy Industry Building	Gary Rosiczkowski (Chair), Brien Tabolt, Peggy Murray, Bill Dosztan, Michele Ledoux, Elaine Rosiczkowski, Joe

Shultz

Dog Show	Maggie Bauer, Shannon Reed
Draft Horse Show	Betty Ann Woodard, Thomas Kovach, Paul Brown, Randy Nichol
Entry Clerks	Judy Karelus, Susan Berrus, Rachel Lisk, Jim Randall
Fair Manager:	Rachel Lisk
Historian	Jesse Schantz
Information Booth	Julie Berry (Chair), Cathy Berry, Wayne Birchenough
Legal Counsel	Michael Young
Legislature Representative:	Josh Leviker
Policing	Lewis County Sheriff's Department, Lowville Village Police, New York State Police, Lewis County Fire Police
School Activities / Exhibits	
Senior Activities:	Office for the Aging
Talent Show	Haley Hill, Rachel Lisk
Treasurer's Office	Jim Randall, Amy Kolenda, Kay Larabee, Hope Scouten, Donna Skiff

GENERAL RULES AND REGULATIONS:

1. **Exhibitors are required to have their entries submitted on-line by midnight or a completed entry blank at the fair office by 5:00 P.M. WEDNESDAY July 12, 2023, as the Board of Directors has determined absolutely to close all entries at that hour.** Cards will be furnished with the numbers as entered at the office to be placed on the articles or animals exhibited. All persons desiring to become exhibitors should be come thoroughly familiar with the rules and regulations and with premium list in the several classes in which they intend to compete.
Open Horse show is exception - see Division for details.

**Division 200-353 to be in place by
2:00 p.m. Sunday.**

**All cattle must be in place by 4:00 p.m. Monday
All horses must be in place by 9:00 p.m. Monday**

2. The Board of Directors requires that all articles and animals be kept on the grounds until Saturday at 8 p.m. to entitle their owners to a premium. This is a safety precaution. If articles or animals are not kept the entire week, without permission by the Secretary to leave early, all premium money of Exhibitor will be forfeited. Draft horses will be allowed to leave accordingly for the split week of exhibiting. Grandstand exhibits may be picked up on Sunday between 8 a.m. and 11 a.m. or the following Monday.
3. All entries for animals must be accompanied by health papers.
4. A person purchasing a "FRIEND OF THE FAIR" pass for \$15 will become a member of the society and this pass admits him/ or her and automobile to the fair at any time.
5. No entries will be accepted nor premium paid on grade cattle with the exceptions of beef breeds and grade calf classes in 4-H and FFA sections. All persons entering cattle for premiums must furnish the superintendent with registration papers of the same. A state veterinarian will examine all cattle on the first day of the Fair.
6. An entry fee of 10% of the first premium, (minimum entry fee is \$0.50) will be charged in majority of departments per class entered **unless otherwise noted.** NO entry fees for 4H Department, Education, Vo-Ag., FFA , Baby, Dog Show, or otherwise noted.
7. All cattle or horses on exhibition must be presented by their owners or attendants for examination by the judges, and stock not thus presented when called for by the superintendent will be assumed as not being in competition for the premiums.
8. All horses and cattle exhibited on the grounds must be provided with ropes and halters sufficient to tie them securely to posts or in stalls provided for that purpose. All stalls are retained for the use of exhibitors who have made their regular entries and all persons making such entries and neglecting to exhibit such stock when called for, shall be charged for such accommodations. The superintendents of the different departments have full power to regulate and collect such charges at their discretion.
9. No animals or articles will be allowed to compete in more than one class or place in competition for more than one premium except in special cases. All animals must be registered on the Secretary's books upon entering the grounds and their owners will receive cards numbering and classifying the animals and no charge will be made for that classification.
10. No farm animals or articles will be entitled to a premium unless deemed meritorious by the committee or Board of Judges examining the same.
11. No person will be allowed to interfere with the judges during the adjudication and any persons who attempt to interfere with

- them, whether verbally or otherwise shall be excluded from competition.
12. In no place can the judges award special or discretionary premiums, but may recommend to the Board of Managers any animals or articles in their class which they deem worthy of special notice and for which a premium was not offered.
13. The Society will take every reasonable precaution for the safekeeping of articles and goods of exhibitors, but will assume no responsibility in case of loss or damage, and upon this condition only are entries received. The Society will not be responsible for articles taken or stolen from automobiles or vehicles parked or left on Fairgrounds.
14. All animals and articles must be entered in the name of the bona fide owner, and must be owned not less than thirty days previous to the holding of the Fair, and should any such animal or article be entered in any other name than that of the actual owner, the person so entering said animal or article will not be entitled to a premium.
15. No fabric will be allowed on doors or anywhere on the stall except the 4-H valance. 4-H plaques, pictures and tackle boxes are fine but must not block the alley ways. Also, no fans of any kind (battery operated, plug in, etc.) will be allowed in or around the horse stalls as they are a hazard to the public. Stalls will be assigned by the horse superintendent and shall not be changed. Any issue which has not been defined in the fair handbook shall be decided by the horse superintendent who shall have the final say for that fair.
16. No premiums will be paid on any animal or article, although awarded by the judges, unless the exhibitor has complied with all the rules and regulations governing the case. If the exhibitor feels wronged he may appeal in writing to the Board of Managers who will consider the matter.
17. Protests may be made verbally which shall be reduced in writing, filed with the Secretary before the closing of the Fair, and the protesting will be allowed thirty days to file additional charges with evidence, under oath if required. Failure to sustain any protest within thirty days shall be deemed a waiver of such protests.
18. All devices for gambling under any form whatever will be rigorously excluded from the grounds of the Society and any person or persons caught practicing any gambling device or games prohibited by the laws of the State on or near the fairgrounds will be arrested at once.
19. Department Superintendents shall not act as judges in their own departments.
20. Sale or distribution of any merchandise, including printed or written material, except under license issued by the Lewis County Agricultural Society and/or from a duly licensed location shall be prohibited.
21. All campers must be registered at the fair office and have permit displayed.
22. Dogs are not allowed on the fairgrounds except for the Dog Show on Saturday or any dog in hired acts. (service dogs are exempt from this policy.)

**Susan M. Berrus
Secretary**

Lewis County Truck Pull

Gabe Sullivan – Superintendent (315-408-3056)

Start Time-7:00 p.m. July 19th

GENERAL RULES FOR ALL CLASSES:

Each class may have individual rules pertaining to engines for their particular class.

1. All drivers must be 18 years old and have a valid driver's license.
2. All drivers must register on stage, **immediately – as soon as they arrive, do not weigh in first. Registration starts at 3:00 and will close at 6:00 pm.** No late entries will be allowed *unless authorized through Superintendent.*
3. Each driver must sign a release form when they register.
4. Driver and one crew member **ONLY** will be admitted to the pit area at no charge. All others must pay normal general admission price and must still sign the release form.
5. Each truck may be entered only **ONCE** per class, and only **ONCE PER NIGHT OF PULL. NO SAME TRUCK-DIFFERENT DRIVER WILL BE ALLOWED. Entry fee is \$25.00**
6. There will be no test hook. If the sled is reset, all pullers that have previously hooked will have the option to return and rehook immediately or drop to last.
7. A floating finish line may be used at the discretion of the Superintendent.
8. After the driver has registered, they may go over the scales before just to see what they weigh, but before you pull and as you line up for your class, you must go over the scales for your official weigh in. You cannot add weights once you have cleared the scales for your official weigh in. Draw bar height will be checked at that time and your order of pull will be put on your windshield.
9. Any loose weights on truck or in the truck bed will remain automatic disqualification. This is for your own safety.
10. All trucks must have a 31/2-inch twisted clevis (please bring your own) or opening in hitch for sled hook.
11. It is recommended that all drivers wear a helmet.
12. All hitches will be inspected at final weigh in and the Superintendent has the right to disqualify any unsatisfactory or unsafe hitches.
13. All drivers must attend the driver's meeting when it is called prior to the start of the pull. This will be approximately at 6:30 pm.
14. Hitch must not be over 26 inches from the ground.
15. Tires will not be equipped with studs, chains, or duel wheels.
16. Decision of the Superintendent will be final.
17. Truck and sled must stay within the boundary lines.
18. Your pull is over when your forward movement is stopped
19. If breakage occurs, pull distance will be measured at that point.
20. All drivers must follow flagger's signals
21. All pulls start with a tight chain.
22. no accelerants (nitrous, LP) will be allowed in street classes
23. Start time is 7:00 pm Sharp

Classes:

7000 Street Gas
6500 Super Mod Gas
9000 Street Diesel
9000 Open Diesel
NEW! 10 Wheel Street
Semi Trucks



7000 LB. STREET STOCK TRUCK RULES

1. Factory 4- Wheel Drive Vehicle. Pump gas only.
2. D.O.T. stamped approved street tires **ONLY**. No cut, grooved, bar or tractor type tread.
3. Must be stock appearing with all windows, hood fenders, doors, full bed with floor, tailgate or net required. Flatbed or homemade bed allowed, but must cover tires and stock length. Engine, related equipment and drive train must be factory stocked equipment for the vehicle in the year it was built.
4. Stock trucks run on stock fuel. If judges' smell racing fuel, the truck in question will be disqualified; entry fee and prize money will be forfeited.
5. Must have stock manifolds, mufflers may be unhooked. Stock trucks will not be allowed to have any carburetor or intake modifications. NO headers allowed.
6. Stock trucks and stock trucks only.
7. Current Registration, inspection and insurance card required. Truck must be street legal.
8. All added weight must be secured in truck bed. No weights allowed in cab. No front weights or weights allowed in boxes.
9. Maximum hitch height allowed can be 26 inches from top of hitch to level ground. Hitch hooking point is to be the furthest point to the back of the truck, (or the first thing to hit if you would back into a wall!!!) Hitch must be receiver type O.E.M. designed factory manufactured towing hitch, or standard factory bumper hitch. NO special pulling or modified receiver hitches allowed. Must have 3-3 1/2-inch opening. No vertical hitch or opening.
10. Receiver hitch **MUST** be in place on truck at scale weigh-in.
11. Snowplow frames and brush guards are allowed. No homemade bumpers, brackets or weight boxes allowed in this class. Must have stock appearing front bumper.
12. Drive shaft loops recommended but are not mandatory.
13. Seat belts must be worn

6500 lb. SUPER MOD GAS TRUCK RULES

1. Truck body must be complete with hood, doors and bed. The bed must have a floor or top cover in place.
2. ALL sources of fuel are permitted, including nitrous.
3. Any truck pulling tire or tractor tread tires permitted, cut or grooved tires are allowed.
4. Weight box and or weight bracket may not extend more than 60 inches from the center of the front axle. No weight allowed in the cab. If weight is placed in the bed it must be secured so it won't slide around or fall out.
5. Maximum hitch height of 26 inches from top of hitch loop to level ground, hitch must be rigid in all directions and have a minimum length of 36 inches from axle center to point of hook. Hitches must have 3-3 1/2 inch opening for hook. No vertical hitch or opening.
6. Suspension modifications are allowed. Any blocked or solid suspension must be safely fabricated and securely fastened to frame as determined by the tech inspector.
7. Drive shaft loops and U-joint shields must be constructed from 3/8-inch aluminum or 5/16-inch steel. U-joint shields must be 6 inches in length and be centered over U-joint assembly covering 360 degrees. All drive shafts require two loops fastened with 3/8-inch minimum hardware. Axle shields are required. Drop boxes and reversers are allowed.
8. Open headers are allowed. All open headers must exit within 10 degrees of plumb vertically or straight to the rear and under the truck. Absolutely no side or down discharge of exhaust. Any headers thru the hood allowed, or stack behind the cab with minimum of cab height permitted.
9. Seatbelts AND helmets must be used while pulling.

9000 lb. STREET DIESEL RULES

ALL TRUCKS COMPETING IN THIS CLASS MUST:

- Be stock appearing and the floor in bed must be solid.

- Be powered by the OEM diesel or gas engine for the make and model year of the truck.
 - Must have current license, registration, inspection and insurance card.
 - Must have factory manufactured wheel base.
 - Must be available for under hood inspection
 - May not exceed 8500 lbs. with driver.
1. Diesel fuel only in diesel trucks. (NO water injection, alcohol, propane or nitrous. (Nitrous bottle must be removed, if so equipped)
 2. No studded, cut or grooved tires or any other tires not intended for street use. No tire chains. Tires must have stamped D.O.T. number on sidewall.
 3. All added weight must be placed inside of bed and secured to prevent weight from sliding around truck bed. NO weight brackets, boxes, or hanging weights. No weights in cab.
 4. Original front and rear axles must be used; raising or lowering of truck height with suspension modifications is permitted.
 5. A fully functional front and rear suspension is required. No blocking suspension, traction stabilizer bars, spring clamps, or locking of springs is allowed.
 6. Front and rear bumpers must remain unaltered and in the factory position. No home manufactured bumpers allowed. Snowplow frames and brush guards are allowed. Tailgate or cargo net must be in place.
 7. The hitch point must be from OEM factory style receiver hitch, mounted in the factory designed position. ABSOLUTELY no other hitch designs are permitted. Maximum hitch point allowance is 26 inches from top of hitch level to ground. Hitch must be rigid in all directions. NO trick hitches allowed. Pulling ring must have a 3 to 3 1/2-inch opening. No vertical hitch or opening. Hitch hook point must be the furthest point to the back of the truck, (or the first thing to hit if you backed into a wall!!!).
 8. Receiver hitch MUST be in place on truck at scale weigh-in.
 9. Clutch, transmission, drive shafts and all drive line must be OEM for make/model of truck.
 10. Any computer programmer or chip is permitted. Air cleaner and components required.
 11. Factory turbo only: NO spacers, NO adapters, NO turbo alterations, PERIOD!!!
 12. ABSOLUTELY NO engine modifications are allowed. Factory exhaust system must be in place and fully functional per OEM design. NO straight pipe muffler eliminators or stacks allowed. ALL TRUCKS MUST HAVE MUFFLERS!
 13. Seatbelt must be worn by driver.

9000 lb. OPEN DIESEL RULES

ALL TRUCKS COMPETING IN THIS CLASS MUST:

- Not exceed 9000 lbs. with the driver.
 - Have an engine designed for one ton truck or smaller.
 - May not exceed 158 inch wheelbase.
 - Must have fire extinguisher within reach of driver in cab.
 - Must have current license plate, registration and insurance card.
 - Driver must use seatbelts and wear a helmet.
 - Must have front and rear bumpers.
1. Any type of computer programmer or chip is allowed.
 2. Any exhaust system allowed, vertical discharge preferred, exhaust must not discharge toward grandstand area, no open header pipes allowed.
 3. must be placed in the bed of the truck and must be secured to prevent weights sliding around. No weight allowed in the cab. Front weight boxes or hanging weights allowed, not to exceed 60 inches from the front axle centerline to the front of weights or box. All weights must be secured at all times. Tailgate or cargo net required.
 4. Dual wheels allowed in this class only.

10 WHEEL STREET SEMI-TRUCK

This class is for STREET LEGAL, LICENSED semi-trucks. Any truck that dominates in the class may be handicapped or may be

moved up a class. This is truly an OPEN class for all working-class semi-trucks, but it is NOT a PURE STOCK class. There may be other "local fair" rules imposed on this class at certain events.

LEGALITY OF ENTRY

All entries must be a Street Licensed Semi Truck. The owner must furnish a current registration card for the vehicle at the time of registration and the driver must have a valid CDL license. Truck must be capable of pulling a trailer on the highway. All trucks must be driven to the pulls, no exceptions. These rules may be altered or changed at any time throughout the season for anything that becomes a safety issue.

SAFETY CONSIDERATIONS

No riders are permitted in trucks during pull attempts. Driver may not leave the driver's seat while the vehicle is on the pulling track. Driver will take all directions from the flagman on the track. Drivers must use a seatbelt and/or shoulder harness when hooked to the sled. All trucks must have a fire extinguisher

AIR BAGS/AXLES

1. Only tandem drive axle semi-trucks will be permitted to compete. Tandem axle spacing must be between 60" and 52". No front wheel drive will be permitted. No single axle trucks. No dump trucks. No specialty trucks (well-drilling, wreckers, boom trucks, etc.) will be permitted to compete.
2. There must be 66" from the center of the tandems to the first obstruction forward such as the back of the truck cab, toolbox, wet line box, etc.
3. The height of the hitch must remain the same from start to finish. Any change in the hitch height will be cause for disqualification.
4. The use of air bags is permitted. All air bags will be fully inflated and then the hitch height will be set.

ENGINE AND TRANSMISSION

1. Maximum RPM limit of 2,500.
2. Water injection in any form is not permitted. Air to air intercooler only. No ice or water permitted on the truck during competition. An OEM equipped; liquid cooled aftercooler is permitted.
3. No ether, alcohol, nitrous or other combustible (propellant) liquid or combustible material may be injected into the turbocharger or any part of the air intake system.
4. Turbos are limited to single O.E.M. Turbocharger with an O.E.M 3.15-inch (80mm) maximum inducer bore on the atmosphere turbo with O.E.M factory exhaust wheels. The bore will be measured using a 3.1-inch slug. Compressor wheel must protrude 1/8 inch into the 3.6 bore. Map width enhancement of .180" maximum is permitted which must be in the O.E.M. location, (no forward facing MWE groove). Any cut, notched, or etc. turbo wheels/blades will result in a disqualification. Turbo housing must be unaltered OEM/Factory with no provision made for extra air flow and/or machining to allow larger turbo wheels in the housing. No bushing of the inducer is permitted. It is the responsibility of the driver to make the inlet of the turbo accessible for inspection, a USA-East seal will be placed on the compressor housing for future reference. If the seal is in place and not damaged, no turbo inspection is required. Failure to allow for turbo inspection will result in immediate disqualification. Any truck

disqualified for this reason will be required to undergo a complete super tech prior to any further competition. Absolutely no refunds for any illegal turbo found after the class has pulled.

Exceptions:

- A) A factory 2005-2009 & 2011 CAT twin turbo engine is permitted with the factory-installed non-altered turbos
 - B) Detroit Diesel two-cycle engines may utilize one turbocharged per bank, sing-staged only. Must be OEM stock AirResearch or equivalent aftermarket turbo.
 - C) Cummins KT 600 Model Engines must retain stock turbo and stock wheel.
5. All exhaust must exit behind the driver's compartment (no hood stacks permitted) and must exit vertically. (turnout bull hauler, aussie, etc. stack tips are permitted).
6. Transmissions and rear ends must be commercial semi-truck factory components.
7. Only mechanically activated clutches are permitted. (Hydraulic assists are permitted)
8. No Alterations or modified fuel systems. Must be factory.

HITCHES

1. Trucks that compete regularly are required to have their own hitching device that is subject to approval by the head tech official at each event. This hitch must work from the 5th wheel with the 5th wheel centered between the two rear axles. The hitch must be adjustable so that the height from the ground to the point of hook is between 20" and 16" + or - 1". The promoter will provide hitches at each event. The hitch will be measured when the truck weighs in AND immediately before the semi hooks to the sled.

2. Centerline of the real axle to hook point on the semi hitch must be no greater than 7 feet.

3. Fifth Wheel Position Kingpin/fifth wheel plate position no further forward than the center of the front axle and no further back than the center between the two axles.

TIRES

1. All tires must be road use approved tires and available to the public. Dual wheels and tires must be used on the rear axles. No chains or cables permitted. No cutting of tires is permitted. Max tire size is limited to; 11x24.5x8.25 (or) 10x22x8.25 (or) 315/85Rx22.5. Tread width of 10" per each drive tire.

2. No split rim or wedge lug type wheel allowed. No spoke type wheels. Wheels must be bud type

HITCH REQUIREMENTS FOR ALL CLASSES:

- The hitch must be a factory or aftermarket design for towing, no bumper hitches. Special pulling hitches are allowed and must be stationary in all directions. No connecting of hitch to rear axle or suspension, no trick hitches allowed.
- Hitch pulling point must be no more than 26 inches from level ground with a 3-31/2 inch pulling ring for the hook. No vertical hitches or openings.
- Hitch hook point must be the furthest point to the rear of the truck, or the first thing to hit if you were to back into a wall.
- All trucks must have working brakes, must have all glass and working windows, and working doors. Must have tailgate or cargo net and complete floor in bed.

HARNESS RACING

JULY 18th- 12:30 p.m. Post Time



Jack Bush Memorial Race
Dr. Harry P. O'Connor Trot
Elwood Waugh Pace

NEW YORK COUNTY FAIR SIRES STAKES (CLOSED)

2 and 3 year old trotters and pacers

Entries close Friday at 10 a.m. for Tuesday races

Brenda Wilmot
(Race Secretary)

ENTRY PHONE: 518-409-2949

Buy a program and pick a winner.

IAFE

(INTERNATIONAL ASSOCIATION OF FAIRS AND EXPOSITIONS)

NATIONAL CODE OF SHOW RING ETHICS

Exhibitors of animals at livestock shows shall at all times deport themselves with honesty and good sportsmanship. Their conduct in this competitive environment shall always reflect the highest standards of honor and dignity to promote the advancement of agricultural education. This code applies to junior as well as open class exhibitors who compete in structured classes of competition. This code applies to all livestock offered in any event at a livestock show. In addition to the "IAFE National Code of Show Ring Ethics," fairs and livestock shows may have rules and regulations which they impose on the local, county, state, provincial and national levels.

All youth leaders working with junior exhibitors are under an affirmative responsibility to do more than avoid improper conduct or questionable acts. Their moral values must be so certain and positive that those younger and more pliable will be influenced by their fine example. Owners, exhibitors, fitters, trainers and absolutely responsible persons who violate the code of ethics will forfeit premiums, awards and auction proceeds and shall be prohibited from future exhibition in accordance with the rules adopted by the respective fairs and livestock shows. Exhibitors who violate this code of ethics demean the integrity of all livestock exhibitors and should be prohibited from competition at all livestock shows in the United States and Canada.

The following is a list of guidelines for all exhibitors and all livestock in competitive events:

1. All exhibitors must present, upon request of fair and livestock show officials, proof of ownership, and age of all animals entered. Misrepresentation of ownership, age, or any facts relating thereto is prohibited.
2. Owners, exhibitors, fitters, trainers, or absolutely responsible persons shall provide animal health certificates from licensed veterinarians upon request by fair or livestock show officials.
3. Junior exhibitors are expected to care for and groom their animals while at fairs or livestock shows.
4. Animals shall be presented to show events where they will enter the food chain free of violative drug residues. The act of entering an animal in a livestock show is the giving of, consent by the owner, exhibitor, fitter, trainer and/or absolutely responsible person for show management to obtain any specimens of urine, saliva, blood, or other substances from the animal to be used in testing. Animals not entered in an event which culminates with the animal entering the food chain shall not be administered drugs other than in accordance with applicable federal, state and provincial statutes, federal, state and provincial statutes, regulations and rules effect the animal's performance or appearance at the event.

If the laboratory report on the analysis of saliva, urine, blood, or other sample taken from livestock indicates the presence of forbidden drugs or medication, this shall be prima facie evidence such substance has been administered to the animal either internally or externally. It is presumed that the sample of urine, saliva, blood, or other substance tested by the laboratory, to which it is sent, is the one taken from the animal in question, its integrity is preserved and all procedures of said collection and preservation, transfer to the laboratory and analysis of the sample are correct and accurate and the report received from the laboratory pertains to the sample taken from the animal in question and correctly reflects the condition of the animal at the time the sample was taken, with the burden on the owner, exhibitor, fitter, trainer, or absolutely responsible person to prove otherwise.

At any time after an animal arrives on the fair or livestock show premises, all treatments involving the use of drugs and /or medications for the sole purpose of protecting the health of the animal shall be administered by a licensed veterinarian.

Any surgical procedure or injection of any foreign substance or drug or the external application of any substance (irritant, counterirritant, or similar substance) which could affect the animal's performance or alter its natural contour, confirmation, or appearance, except external applications of substances to the hoofs or horns of animals which affect appearance only and except for surgical procedures performed by a duly licensed veterinarian for the sole purpose of

- of protecting the health of the animal, is prohibited.
5. The use of showing and/or handling practices or devices such as striking animals to cause swelling.

6. Direct criticism or interference with the judge, fair or livestock show management, other exhibitors, breed representatives, or show officials before, during, or after the competitive event is prohibited. In the furtherance of their official duty, all judges, fair and livestock show management, or other show officials shall be treated with courtesy, cooperation and respect and no person shall direct abusive or threatening conduct toward them.
7. No owner, exhibitor, fitter, trainer, or absolutely responsible person shall conspire with another person or persons to intentionally violate this code of ethics or knowingly contribute or cooperate with another person or persons either by affirmative action or inaction to violate this code of ethics. Violation of this rule shall subject such individual to disciplinary action.
8. The application of this code of ethics provides for absolute responsibility for an animal's condition by an owner, exhibitor, fitter, trainer, or participant whether or not he or she was actually instrumental in or had actual knowledge of the treatment of the animal in contravention of this code of ethics.
9. The act of entering an animal is the giving of consent by the owner, exhibitor, fitter, trainer, or absolutely responsible person to have disciplinary action taken by the fair or livestock show for violation of this Code of Show Ring Ethics and any other rules of competition of the fair or livestock show without recourse against the fair or livestock show. The act of entering an animal is the giving of consent that any proceedings or disciplinary action taken by the fair or livestock show may be published with the name of the violator or violators in any publication of the International Association of Fair and Expositions, including Fairs and Expositions and any special notices to members.
10. The act of entering of an animal in a fair or livestock show is the giving of verification by the owner, exhibitor, fitter, trainer, or absolutely responsible person that he or show has read the IAFE National Code of Show Ring Ethics and understands the consequences of and penalties provided for actions prohibited by the code. It is further a consent that any action which contravenes these rules and is also in violation of federal, state, or provincial statutes, regulations, or rules may be released to appropriate law enforcement authorities with jurisdiction over such infractions.

.....

**TO BE INCLUDED ON FAIR ENTRY FORM
 (EXHIBITOR ENTRY STATEMENT)**

I have read and understand, and in consideration for being permitted to exhibit at this event, agree and consent to abide by the rules of competition, including the IAFE (International Association of Fairs and Expositions) National Code of Show Ring Ethics as stated in the premium list of this event.

Date: _____

 Exhibitor (owner, exhibitor, fitter, trainer, or absolutely responsible person)

Date: _____

 Guardian or Parent of the above Signatory

- Review the animal health requirements booklet including information for your species **before** your veterinarian arrives to inspect your animals. If you have any questions, **ask**.
- Your veterinarian is responsible for inspecting your animals and completing the certificate of veterinary inspection (CVI). Call **early** to avoid the last-minute rush when mistakes are made and there is no time to correct.
- Make sure USDA approved official ID ear tags are present on cattle and swine and USDA approved scrapie ID is in place on sheep and goats.
- Llamas and alpacas require a microchip or ear tag. If a microchip is utilized make sure the veterinarian confirms the microchip ID or places one. If your animal is identified by a microchip, make sure you bring a working reader with you to the fair.
- **ALL IDENTIFICATION MUST BE RECORDED. Make sure it is.**
- Review the CVI carefully upon receipt to make sure all the information is correct including any required test or vaccination information.
- **DO NOT** stuff it in an envelope and assume all is well. The time to correct is before pulling them out at the fair. The CVI is your document, and you share responsibility if it is incorrect.
- If you are **importing** livestock from out of state, make sure the interstate requirements are met and you have a valid **interstate certificate of veterinary inspection**.

Poultry

- If your flock is participating in the NPIP program, schedule pullorum flock inspection and testing well ahead of the fair.
- If you're having your birds tested within 90 days of the fair, you must go to a pullorum clinic. Available clinics are listed on the Dept. website. No individual testing is available if you miss a clinic.
- Birds qualified by 90-day test must be identified by official leg band.
- **Bring documentation** with you to the fair in the form of a 1) current NPIP certificate, 2) 90-day test chart or 3) purchase receipt with NPIP certification within 1 year of the date of admission to the fair.

Horses

- NY origin horses must be accompanied by a negative EIA test report. The date of sample collection for the qualifying EIA test must have been on or after January 1, 2021
- **Imported** horses must be accompanied by an interstate certificate of veterinary inspection with a **negative EIA test within 12 months**. Rabies vaccination information can be incorporated into the CVI.
- Drawing or photography **must** match the horse.
- Rabies vaccination must be within 1 year of arrival at the fair and be documented by a **signed** rabies certificate or a signed statement on the EIA test chart with the required information (see requirements).

MOST IMPORTANT

When you are loading your livestock for the trip to the fair take the time to examine them. Make sure they are the same animals that are on the paperwork and if they are showing any signs of illness **LEAVE THEM HOME**.

Exhibitor Pre-Fair Guidelines

**Cattle, Sheep, Goats, Swine, Llamas and
 Alpacas, Cervids, Misc. Ruminants**

2023 Animal Health Requirements

Fair Inspection Procedures

- County fair officials are responsible for reviewing all certificates of veterinary inspection (CVI) for compliance with state regulations and for verifying individual identification of exhibited animals presented on a valid CVI. (Currently, a CVI is required for cattle, sheep, goats, swine, deer, llamas, monkeys, elephants, camels and miscellaneous ruminants.) The county fair official is responsible for rejecting any animal that does not meet the documentation requirements or is not properly identified. A rejection document must be issued for all rejections. The county fair official must sign or stamp all satisfactory CVI's, indicate the date inspected and check off animals that are present at the fair.
- Division of Animal Industry (DAI) veterinarians and veterinary technicians are responsible for conducting an animal health inspection of all animals at the fair with the exception of horses (see below). The initial inspection will be conducted at or shortly after the arrival of the animals. **Specific animal arrival and inspection schedules must be established and adhered to.**
- Daily walk-through inspections will be conducted by DAI personnel. Fair officials are responsible for bringing any animal health concerns to the attention of the DAI veterinarian or technician.
- Horse show personnel are responsible for reviewing EIA and rabies vaccination documentation for all horses entering the grounds for compliance with current regulations. The horse show report supplied by DAI must be completed and returned to DAI personnel. Any equine health concerns must be reported to DAI personnel.

NOTE: State Fair Procedures, CVI and animal health inspections will be conducted by DAI personnel. All horses will be inspected at the horse check station. State Fair personnel are required to assist the veterinarian and veterinary technician as requested to facilitate the inspections.

Animal Health Rejections

All animal rejections for health reasons must be made by the DAI veterinarian. Suspicion of communicable disease is adequate grounds for rejection. Confirmed diagnosis is not required since timely removal of suspicious animals is necessary to protect the remaining animals. All decisions are final. Fair personnel will be notified of all rejections and are responsible for removal of the animals from the grounds immediately. The State Veterinarian retains the authority to order the removal of all animals originating from the same premises when a potentially serious communicable disease is suspected in any animals in the group. Vesicular diseases are of particular concern. Animals listed on the same CVI or originating from the same address are assumed to be from the same premises.

General Prohibitions and Requirements

- No person shall bring or have present an animal on the fairgrounds during a fair which is not qualified under NYS regulations.
- No person shall present an interstate or intrastate certificate of veterinary inspection that has been altered by anyone other than the issuing veterinarian.
- Animals demonstrating clinical signs or other evidence of infectious, contagious or communicable diseases shall not be allowed on the fairgrounds during a fair.
- Representatives of the Commissioner may deny admission to or require removal from the fair premises, or require the segregation of any animal showing signs of or exposed to any infectious, contagious or communicable disease. Note: The fair board of directors has the authority to reject unworthy or unsightly exhibits for reasons other than infectious, contagious

or communicable disease (Part 350.10). The state veterinarian or animal health inspector will bring questionable exhibits to the attention of the fair board.

- All animals presented that originate from a location other than New York shall meet all New York State importation regulations appropriate to the species in addition to the fair animal health requirements.

Certificates of Veterinary Inspection (CVI)

- Cattle, sheep, goats, swine, llamas, alpacas, deer, and misc. ruminants require a valid CVI to enter the fairgrounds.
- The CVI must be issued by a Category 2 accredited veterinarian.
- All animals must be officially identified. **All manmade ID must be recorded.** Refer to Animal Identification section below for more information.
- Only one species is allowed per certificate.
- The type and duration of certificate required depends on the origin of the livestock.

New York Origin Livestock:

- A valid intrastate CVI (AI-61) is required.
- Each animal must be individually identified on the CVI (see below).
- The CVI must be issued on or after May 1 of the current year.

Out of State Origin Livestock:

- All animals entering New York State must satisfy import health and test requirements for that species and be accompanied by a valid interstate CVI.
- The interstate CVI is valid for 30 days from the date of CVI inspection. During the fair season (July 1 through Labor Day) valid CVI's can be used multiple times for entrance into fairs. The initial entrance into a NY fair must be within 30 days of date of CVI inspection. In order for the CVI to be used for a later fair, it must be dated and initialed by a NY state official noting the location of the initial fair. A change in health status or eligibility of an animal necessitates the generation of a new CVI.

Questions regarding import requirements should be directed to the Division of Animal Industry at 518-457-3971, or at the division's import/export homepage:
http://www.agriculture.ny.gov/AI/import_export.html

Animal Identification

• ALL MANMADE ID MUST BE RECORDED

- Cattle must be identified by an official USDA approved eartag. Radio frequency identification (RFID) eartags, commonly referred to as an "840 RFID tag," are strongly recommended.
- Sheep and goats must be identified by official scrapie identification (see sheep and goat sections below).
- Swine must be identified by an official USDA approved eartag. Radio frequency identification (RFID) eartag, commonly referred to as an "840 RFID tag" are strongly recommended. Nursing piglets do not have to be individually identified if the sow is correctly identified on the CVI and the number of piglets in the litter is noted on the CVI.
- Deer/elk must be identified with an official eartag..
- Llamas and alpacas must be identified by official ear tag or microchip.
- Misc. ruminants must be identified by unique eartag or microchip.
- A complete written description is sufficient identification for horses entering New York accompanied by a CVI. The description must match the EIA test record. Horse sketches and descriptions should reference color pattern, hair whorls, chestnuts, scars and other markings as necessary to uniquely identify the horse. Tattoos and microchips if any should be

included. "Bay, no markings" is not an acceptable description for a CVI or EIA test record.

- **NOTE:** If you are exhibiting animals identified by microchip a working reader must be supplied by the exhibitor.
- For questions on animal identification please contact your veterinarian or our office at 518-457-3502.

Rabies Vaccination

- Rabies vaccination is required for all species for which there is a USDA licensed vaccine available (cattle, horses, sheep, dog, cat, ferret) and that are 4 months of age or older on the date of admission to the fair.
 - For most rabies vaccines, the earliest age allowable for primary vaccination is 3 months. Animals that are vaccinated prior to 3 months of age will need to be re-vaccinated according to label before entering the fairgrounds.
- Vaccine must have been administered within the past 12 months. The exception is Imrab LA vaccine used in sheep which protects for 3 years after the second annual vaccination (consult your veterinarian).
- The rabies vaccination requirement must be met on the day of admission even if the animal was previously admitted to a fair when too young to vaccinate.
- **NOTE:** Individual fairs can require animals for which there is no approved rabies vaccine to be vaccinated for rabies. The requirements outlined above would apply. The fair is responsible for notifying exhibitors. The New York State Fair requires rabies vaccination for all livestock species entering the grounds.

Acceptable Proof of Rabies Vaccination

- Acceptable proof of rabies vaccination must include a signed written statement from the veterinarian administering the vaccine or a valid certificate of veterinary inspection that has the vaccination listed and is signed by the Category 2 accredited veterinarian.
- Acceptable proof of vaccination must include the name of the product used, the date of administration and the duration of immunity if longer than one year.
- If the statement of rabies vaccination is included on an EIA test record, it must be signed separately in addition to the required EIA test record signature.
- **NOTE:** Rabies titers are not acceptable proof of rabies protection and cannot be used to meet entry requirements.
- Acceptable proof of vaccination for dogs is a valid vaccination certificate or a copy of the dog license that contains the rabies vaccination information.

BVD-PI Testing

- All cattle, llamas and alpacas exhibited at NY county fairs or the State Fair must be negative to an approved test appropriate to detect Bovine Viral Diarrhea persistent infection (BVD-PI). The testing veterinarian is responsible to make sure the proper test is conducted. This is a once in a lifetime test that must be reported on the required certificate of veterinary inspection. The issuing veterinarian is responsible for verifying the validity of the test, the identification of the animal and recording the test date on the CVI. If a previous test is not verifiable the test must be repeated.

Cleaning and Disinfection

- All buildings on the fairgrounds housing animals must be cleaned and disinfected prior to the opening of the fair and between groups of animals when housing is rotated (Section 50.2 of Agriculture and Market regulations).

Animal Deaths:

- Occasionally animal deaths occur at a fair. If a death occurs it must be reported to the state veterinarian in charge as soon as possible for review. The animal must be promptly removed from the public exhibit area to a secure location and held for the veterinarian prior to disposal.

Calving, Kidding and Lambing

- Any cattle, goats or sheep that calve, kid or lamb while at a county fair or the State Fair will be ordered removed from the fairgrounds along with their offspring, unless the animals are part of a birthing demonstration.

Commingle of Sheep and Cattle

- Due to the potential spread of malignant catarrhal fever from sheep to cattle, it is strongly recommended that cattle be kept separate from sheep.

Commingle of Swine and Poultry

- Due to the potential spread of influenza viruses it is recommended that swine and poultry be housed in separate locations.

Isolation on Returning Home

- The owner or custodian shall keep show animals biologically separate from the herd or flock for a period of at least two weeks after returning to the premises of origin. If any illness is noted in the exhibition animals the owner should contact their veterinarian immediately.

Individual Species Requirements

Horses

- Certificate of Veterinary Inspection (CVI) is not required for New York origin horses. CVI is required for imported horses. Extended Equine CVIs (EECVIs) are acceptable. For more information on EECVIs, visit <http://www.globalvetlink.com>.
- Negative Equine Infectious Anemia (EIA) test is required for all horses 6 months of age or older. The horse must be accompanied by a valid negative EIA test record, signed by a Category 2 accredited veterinarian. The sample collection date for the qualifying EIA test must have been on or after January 1, 2020 for New York origin horses. For imported horses, the EIA test must have been conducted within 12 months prior to entry. The EIA test certificate must include a complete description of the horse.
- Rabies vaccination is required for all horses 4 months of age or older (see above).

Cattle

- Certificate of Veterinary Inspection with animals properly identified (see Animal Identification section above).
- Rabies vaccination is required for all cattle 4 months of age or older (see above).
- All cattle must be negative to an approved test appropriate to detect Bovine Viral Diarrhea persistent infection (BVD-PI). (See current acceptable tests above.) The date and results of the testing must be noted on the certificate of veterinary inspection.
- All cattle must be vaccinated against bovine respiratory disease complex including bovine respiratory syncytial virus, bovine virus diarrhea, infectious bovine rhinotracheitis and parainfluenza with a product administered in a manner and time frame adequate to confer protective immunity for these diseases for the duration of the fair.

Sheep

- Certificate of Veterinary Inspection with animals individually identified with USDA approved individual scrapie identification. Identification must be one of the following: 1) USDA approved tags or 2) a legible USDA approved flock tattoo and individual animal ID number or 3) electronic

implant device (microchip) if the sheep is enrolled in the Scrapie Flock Certification Program.

For information on scrapie ID, contact USDA at 866-873-2824.

- Rabies vaccination is required for all sheep 4 months of age or older (see above).
- The CVI must contain a written statement from the issuing Category 2 accredited veterinarian that the flock of origin was inspected after May 1 of the current year and no evidence of contagious, infectious or communicable diseases was found.
- If evidence of soremouth (contagious ecthyma) is found on any sheep, the entire exhibit including the affected animals shall immediately be removed from the fair premises with the holding pens cleaned and disinfected immediately after removal.

Goats

- Certificate of Veterinary Inspection with animals individually identified with USDA approved individual scrapie identification. Identification must be one of the following: 1) USDA approved tags or 2) a legible registration tattoo or 3) a legible USDA approved herd tattoo and individual animal ID number or 4) electronic implant device (microchip) if the goat is enrolled in the Scrapie Flock Certification Program and/or the electronic implant ID is recorded on the goat registration paper. For information on scrapie ID, contact USDA at 866-873-2824.
- The CVI must contain a written statement from the issuing Category 2 accredited veterinarian that the herd of origin was inspected after May 1 of the current year and no evidence of contagious, infectious or communicable diseases was found.
- If evidence of soremouth (contagious ecthyma) is found on any goat, the entire exhibit including the affected animals shall immediately be removed from the fair premises with the holding pens cleaned and disinfected immediately after removal.

Swine

- Certificate of Veterinary Inspection with animals properly identified. (see Animal Identification section above).

Llamas and Alpacas

- Certificate of Veterinary Inspection with animals properly identified (see Animal Identification section above).
- All llamas and alpacas must be negative to an approved test appropriate to detect Bovine Viral Diarrhea persistent infection (BVD-PI). The date and results of the testing must be noted on the certificate of veterinary inspection.

Poultry

- Poultry (with the exception of doves, pigeons and waterfowl) must be accompanied by 1) results of a negative pullorum typhoid test conducted within 90 days prior to exhibition OR 2) proof that the birds originated directly from a US pullorum-typhoid clean flock or equivalent flock.
- Pullorum qualified by 90 day test must be identified by official leg band.
- Proof of NPPI status must be in the form of an NPPI certificate or purchase receipt containing NPPI certification information. If utilizing a receipt it must be dated within 1 year of the date of admission to the fair.

Deer/Elk (Cervidae)

- Certificate of Veterinary Inspection with animals properly identified (see Animal Identification section above).

- Originate from a herd classified as accredited or qualified under USDA tuberculosis regulations.
- A movement permit obtained from the Division of Animal Industry is required for all deer movements. All CWD and TB program requirements must be met before a permit will be issued. Questions regarding movement permits should be directed to the Division of Animal Industry at 518-457-3971.

Miscellaneous Ruminants

- Certificate of Veterinary Inspection with animals properly identified (see Animal Identification section above).

INTERSTATE HEALTH REQUIREMENTS FOR FAIR ANIMALS

- This document is a supplement to the Animal Health Requirements (AI-202) published for animals exhibited at New York State county fairs and the State Fair. Its purpose is to summarize the import requirements that must be met for livestock entering New York destined for fairs. Please carefully review the Animal Health Requirements. Note that individual county fairs may require rabies vaccination in species not required by the state. Contact the specific fair for their requirements. Fair contact information is available at www.nyfairs.org. Further assistance can be obtained by contacting the Division of Animal Industry (DAI) at 518-457-3502 or your State Veterinarian's office. You can also go to the following link on our Dept. website: <https://agriculture.ny.gov/animals/animal-import-export>.
- INTERSTATE CERTIFICATE OF VETERINARY INSPECTION (ICVI) An interstate CVI is required for cattle, horses, swine, sheep, goats, llamas/alpacas, deer/elk and misc. ruminants moving interstate. Extended Equine CVIs (EECVIs) are acceptable for horses. More information on EECVIs is available at www.globalvetlink.com and from your veterinarian. Note that interstate CVI's must be issued by a Category 2 accredited veterinarian. The interstate CVI is valid for 30 days from the date of CVI inspection. During the fair season, from July 1 through Labor Day, interstate CVI's can be used multiple times as long as the initial entrance to a NY fair is within 30 days of CVI inspection and the CVI is initialed by a NY state official at the fair. All documentation must accompany the animals. Animals not meeting the interstate and/or fair requirements will not be allowed on the grounds. Individual ID is required on all animals. Animals with incomplete or illegible ID will be rejected. Where rabies vaccination is required, the information can be included on the health certificate.

HORSES

- Horses 6 months of age or older must test negative for equine infectious anemia (EIA). The sample collection date for the qualifying EIA test must be within 12 months prior to the date of entry to the fair. The horse must be clearly and completely identified. Rabies vaccination is required for all horses 4 months of age and older on the date of admission to a fair. Vaccination must be within the past 12 months.

CATTLE

- Cattle must be identified by an official USDA approved ear tag. Radio frequency identification (RFID) ear tags, commonly referred to as "840 RFID tags," are strongly

recommended. Cattle from all states must be test negative for BVD-PI with results and test date noted on the CVI. For cattle from the New England states, New Jersey, Ohio and Pennsylvania, no additional testing (other than the BVD-PI test) is required. For information on other states, you can contact DAI at 518-457-3971 or check the Department website at <https://agriculture.ny.gov/animals/animalimport-export>. Vaccination for rabies is required for all cattle 4 months of age or older on the date of admission to a fair. Vaccination must be within the past 12 months. Bovine respiratory disease complex vaccination is also required.

SHEEP

- Sheep can enter with CVI only. No tests are required. All sheep must be identified by a 1) a USDA approved ear tag, 2) a legible USDA approved flock tattoo with individual ID, or 3) electronic implant device (microchip) if the sheep is enrolled in the Scrapie Flock Certification Program. The veterinary statement concerning the flock inspection is required. Rabies vaccination is required for all sheep 4 months of age and older on the date of admission to a fair. Vaccination must be within the past 12 months unless a 3- year vaccination has been used.

GOATS

- Goats can enter with CVI only. No tests are required. The veterinary statement concerning the flock inspection is required. All goats must be identified by 1) a USDA approved tag, 2) a legible registration tattoo, or 3) a legible USDA approved herd tattoo with individual animal ID. Electronic implant devices (microchips) are only permitted if enrolled in the Scrapie Flock Certification Program and/or the electronic implant ED is recorded on the goat's registration paper. Note that individual county fairs may require rabies vaccination.

SWINE

- Swine can enter with CVI only. No tests are required. Swine must be identified by an official USDA approved ear tag. Radio frequency identification (RFID) ear tags, commonly referred to as "840 RFID tags," are strongly recommended. Note that individual county fairs may require rabies vaccination.

LLAMAS / ALPACAS

- New world camelids attending a New York County or state fair must be accompanied by a CVI with animals individually identified by microchip or official ear tag. They must be test negative for BVD-PI with test date and results noted on the CVI. Note that individual county fairs may require rabies vaccination.

DEER/ELK (CERVIDAE)

- CWD susceptible cervid species cannot be imported into New York. Non CWD susceptible species require a permit. For information on importing deer contact DAI at 518-457-3502.

POULTRY

- Negative avian influenza and pullorum status is required for all poultry entering NY. Out of state poultry must be accompanied by the NPIP flock certificate if the flock is NPIP certified. Otherwise, a CVI is required. Poultry, with the exception of, doves and pigeons, must test negative for pullorum within 90 days prior to importation if not from an NPIP Pullorum-Typhoid Clean Flock. In addition, all poultry must be 1) from a source flock in which 30 birds were tested negative for avian influenza within ten days prior to entry into New York State; or 2) from an NPIP U.S. H5/H7 Avian Influenza Clean or NPIP U.S. Avian Influenza Clean Flock.

MISC. RUMINANTS

- Certificate of veterinary inspection and official USDA approved ear tag. *Note that individual county fairs may require rabies vaccination.*

NEW YORK STATE ASSOCIATION OF AGRICULTURAL FAIRS, INC. STATE WIDE PASS - 2023

An official New York State Pass will be available for \$100.00. This pass, good at all NYSAAF member Fairs and New York State Fair, admits person named on the pass and one companion, plus parking when available. Member Fairs are listed at www.nyfairs.org. Passes will be mailed after May 15, 2023. Passes lost or stolen cannot be replaced. This pass is non-refundable, non-transferable and does not include carnival rides.

Proceeds from sale of passes will be used to continue the State Association commitment to promote New York Agriculture.

Send the form below with your check or money order and a large (#10 legal size), stamped, self-addressed envelope for an "official pass" after March 15, 2023 to:

New York State Association of Agricultural Fairs, Inc.
Mark St. Jacques, Executive Secretary
 58 Bain Rd
 Argyle, NY 12809

All requests postmarked before March 15, 2023 will be returned for re-submission. Returned checks will be charged \$20.00

Enclosed please find \$100.00 for each pass and a stamped, self-addressed, legal size envelope.

NAME _____

ADDRESS _____ CITY _____

COUNTY _____ STATE _____ ZIP _____

TELEPHONE NO. _____

Make check payable to: NYS Association of Agricultural Fairs, Inc.



SCHEDULE OF YOUTH SHOWS/ACTIVITIES/EVENTS

FRIDAY, JULY 14

Jr. Superintendent Orientation, 9am-12pm
Youth Building Evaluations, 1-4pm
All entries for youth building must be in place prior to 5:00 pm (including booths)

MONDAY, JULY 17:

All small animal, horse, dairy and livestock projects must be in place by 9:00 pm
State Fair selections made for Youth Building exhibits

TUESDAY, JULY 18:

8:30 am - Clipping Contest
9:00 am - 4-H/FFA English Horse Show
Horse Judging to follow 4-H horse show, will not take place any earlier than 12pm
10am-4pm – Youth Building exhibits & activities
10:00 am – 4-H/FFA Poultry Show
1:00 pm – Poultry Showmanship
1:30 pm- 4-H/FFA Dairy Showmanship
3:30 pm – STEM Activity: **Seed Art**

WEDNESDAY, JULY 19:

9:00 am - 4-H/FFA Western Horse Show
9:30 am-4-H/FFA & Open Dairy Breed Classes
10am-4pm – Youth Building exhibits & activities
3:30pm – **Container Gardens** (youth building)
7pm - Barnyard Olympics

THURSDAY, JULY 20:

9:30 am
☑FFA Skills Contests-Dairy Showing
☑Wildlife Identification
☑Tree Identification
☑Agronomy Judging
☑Milk Flavor Evaluation/Dairy Foods

10am-4pm – Youth Building exhibits & activities
Noon –4H/FFA Dairy Judging Contest
1:00 pm - Awards presented
2:00 pm – 4-H/FFA Livestock Show
8:00 pm – Holstein Cake Walk

FRIDAY, JULY 21:

9:30 am Lewis County Holstein Club Show
10am-4pm – Youth Building exhibits & activities
10am – 4-H/FFA Rabbit and Cavy Shows
1pm - Rabbit & Cavy Showmanship
3:30 pm – STEM -**Marshmallow Challenge/Build a barn** (Youth Building)

SATURDAY, JULY 22:

10am-4pm – Youth Building exhibits & activities
11:00 am (approximately) – 4-H/FFA Dog Show
- Following Open Dog Show
3:30 pm – STEM- **Paper Airplane challenge**
8:00 pm - Entries Released

SUNDAY, JULY 23:

Youth Building is open from 9AM-10AM for removal of entries. All entries must be removed by 10:00 am.

Lewis County 4-H Protesters Fee

All protests must be written and accompanied by \$10.00 cash.

A protest may be made by an exhibitor participating in the class/event, by his/her parents, a 4-H Leader or Volunteer for any violation of the rules governing a particular class/event.

All protests must be lodged **in writing** to the County 4-H Educator in charge. The 4-H Educator will confer with the 4-H staff and if need be with the 4-H Program Committee.

The funds will be deposited in the Lewis County 4-H Fund.

The 4-H Educator's decision will be final and considered accepted by all exhibitors. (Videotapes/pictures will not be reviewed as evidence of a protest.)

Non-protest decisions include: the soundness of an animal when determined by the official veterinarian or by the 4-H Educator and/or judge, if the veterinarian is not available.

**ADOPTED MARCH 18, 2008. THE
POLICY WILL APPLY TO ALL
CLINICS, SHOWS, FAIRS, ETC.,
FOR ALL 4-H PROJECT AREAS.**



**Cornell Cooperative Extension of Lewis County
315-376-5270**

YOUTH DEPARTMENT

4-H AND AGRICULTURAL EDUCATION EXHIBITS

HORSES – BETTY ANN WOODARD & SHAWNA SEELMAN

DAIRY & BEEF CATTLE – MICHAEL WATSON

LIVESTOCK & SMALL ANIMAL BUILDING – Jeanette Murdie

YOUTH BUILDING – Melissa Watkins

Minimum Premiums - \$2,000.00

GENERAL RULES

1. ENTRY REQUIREMENTS - Entries will only be accepted from currently and appropriately enrolled 4-H members, and from members of an FFA chapter in the county who have been regularly enrolled during the previous school year in the Agriculture department of the school they represent. Each member must be in good standing in the local, sub-district, state and national FFA Association.
 2. No entry fee is required in this department but all entries must be correctly labeled.
 3. Exhibits must be grown, made, or prepared by the exhibitor during the current project year.
 4. All animals must be owned by the exhibitor by **June 1st of current year**. A non-owned animal may be shown if the exhibitor designates the animal as a project animal and starts care for the animal by **June 1st**.
 5. A completed Animal Identification Certificate must be on file at the 4-H Office by **June 1st** for livestock, equine & cattle project entries.
 6. Only one non-owned animal may be shown per species by an exhibitor and only if they do not already own one of designated species, except in the case of oxen, llamas and alpacas where the limit is two. An approved certificate of non-ownership must be on file at the Lewis County Cooperative Extension 4-H Office by **June 1st**.
 7. No 4-H member may enter more than two entries in animal classes, and one entry per other classes except where specified.
 8. The Lewis County Agricultural Society assumes no responsibility for lost or damaged exhibits.
 9. State Fair youth participants must be at least eight years of age by January 1st of current club year and in the third grade or higher and not have reached their nineteenth birthday prior to January 1 of the current year. Inquire at the Cooperative Extension, 4-H office as to which exhibits are eligible for state fair.
 10. **Online entries...** All entries are to be submitted online at <http://lewiscountyfair-ny.fairentry.com>
- 4-H animal entries are due online by June 15th.** All 4-H Youth Building entries are due online by July 8th... A link to this site will also be on the Cornell Cooperative Extension, Lewis County website at <http://ccelewis.org>.
11. All exhibitors must be present when entries are judged.
 12. Judging of entries (divisions 44-63) in the Youth Building will take place Friday, July 14 from 1PM – 4PM.
 13. All Exhibits must be in place by the following dates & times:

- ☐ Friday, 7/14/22 -5:00 PM - Youth Building (including booths)
- ☐ Monday, 7/18/22 -9:00 PM - Livestock (cattle, sheep, swine, goats, horses, llama, alpaca, rabbits, poultry and caviar).

14. All entries must be left on display until 8:00 pm Saturday, July 22 or forfeiture of all premiums earned occurs.
15. In New York State 4-H membership is limited to children enrolled in kindergarten through youth age 19. Kindergarteners must turn 5 by January 1 of the current 4-H year and teenagers may not enroll or re-enroll if they will turn 19 before January 1st of the new club year (October 1 to September 30).
 - ☐ 4-H'ers, age 8 -13 (January 1, current year) will exhibit in Junior Division classes.
 - ☐ 4-H'ers, age 14 -18 (January 1, current year) will exhibit in Senior division classes. Youth who have reached their nineteenth birthday before January 1 of current year may no longer exhibit.
 - ☐ 4-H members between the ages of 5-7 (as of January 1st of current year) must exhibit as Cloverbuds. Cloverbuds may only participate in Cloverbud Show & Tell.

ONLINE ENTRY PROCESS

All fair entries must be submitted online at
<http://lewiscountyfair-ny.fairentry.com>

Youth Animal Online Entry Deadline: June 15

Youth Building Online Entry Deadline: July 8

Simply create a log in and start
entering, make sure you sign up for the correct
division and all the classes you want to be
entered in!

AWARDS:

- Judging in all departments will be done on "the Danish System". All exhibits of truly outstanding quality will be placed in the excellent group, followed by good and worthy. Cash prizes for all excellent and good exhibits and for worthy exhibits where indicated. All awards will be made according to a point system - see each department for the assigned value. Cloverbud recognition will be a special cloverbud ribbon and prizes to include ice cream certificates for the Dairy Ambassador Booth.

4-H/FFA HORSE

Tuesday, July 18 at 9:00 AM
Wednesday, July 19 at 9:00 AM

AWARDS: Excellent-12 units; Good-10 units; Worthy-8 units

RULES (General Rules also apply):

1. The use of an approved HELMET and proper equestrian FOOTWEAR (with a distinguishable heel) are required at all times that a rider is mounted on an equine, sitting in a cart or handling an equine in a riding arena at a 4-H sponsored clinic or show including warm up and non-show times. Any adults riding at 4-H events must wear helmets while mounted.
2. All equine must have been officially designated as the 4-H member's project animal by **JUNE 1st** of the current year. A copy of the completed Identification Certificate must be on file at the 4-H office.
 - Members may designate all personally or family owned equine. FAMILY will be defined as the legal guardian, as well as husband, wife, parent, step-parent, child, brother, sister, grandmother, grandfather, and in-laws.
 - Members not owning or using a family owned equine may designate one non-owned equine as their project animal.
3. Each 4-H youth (including cloverbuds) must be evaluated in the Level Riding Program and the form must be on file in the 4-H office. Youth must only ride in their level classes.
4. 4-H'ers must have an Equine Acknowledgement of Risk Form on file at the 4-H office.
5. All exhibitors will participate at their own risk.
6. 4-H rules apply throughout the entire 4-H show; copies are available at the 4-H office.
7. Walk-Trot may show both English and Western. Walk-Trot is for the beginner rider of any age (from 9 years and up) that are not able to safely canter or lope in a group. Walk-Trot is not for experienced riders on a green horse. Walk-Trot may not enter any class that is not Walk-Trot, except halter and costume classes. Walk-Trot riders will be eligible to show in this division for 2 years, upon the completion of the second year they will need to be re-evaluated and move out of the Walk-Trot division.
8. Exhibitors are responsible for the humane treatment and well-being for any equine in their care. They are to be treated humanely and with dignity and respect. Showing competitively is of secondary importance. The judge, ring master, division chairs, horse superintendent or extension horse specialist may dismiss from any class, show, or grounds, any exhibitor who is cruel and abusive of a horse, fails to follow or obey instruction, cannot maintain control of an unruly or inadequately trained equine or fails to cooperate with show management or other exhibitors. A kicking horse shall be considered to be unmanageable.
9. No equine may be entered by more than one exhibitor in any class.
10. Each exhibitor shall not exhibit more than (2) two equine in a show
11. Only one rider per leased horse per division
12. All equine must be at least 24 months of age. No intact stallions over 12 months of age may be present at a 4-H sponsored clinic or show
13. No equine, regardless of the number of exhibitors using that equine, may be shown by one exhibitor as a horse in one division and as a pony by the same or different exhibitor in the same or different division.
14. Equines entered as ponies will be measured at check-in or present a USEF permanent pony card. This measurement will supersede all previous measurements and will be the sole basis for determination of status. There is no minimum size for equine entered as horses. Pony = 14.2 hands or less at the withers.

15. Unless there is an official veterinarian available, the judge has the authority to dismiss from any class or the show any horse judge to be unsound or is apparently carrying a disease or other condition which would preclude appropriate or safe performance.
16. If a class in which horses compete together is in progress and must be stopped due to a storm, accident or other emergency, it is recommended that the class will be held over in its entirety and no consideration will be given to the performance during the original session.
17. Points will be accumulated for State Fair according to Division. The final decision rests with the 4-H office.
18. 4-H'ers are allowed to ride a 2-year old horse, but they cannot qualify for State Fair.
19. Equipment must be neat and serviceable. Martingales and tie downs are allowed in games only. No wire or metal devices in connection with chin straps. One half-inch flat curb chain allowed. No whips allowed, except in English classes. A hackamore is defined as a rawhide braided, leather braided, or rope bosal with headstall. Horses 5 years and under may be ridden in any class with a bosal, but they are not eligible for State Fair, except in the bosal class.
20. Broken tack in a class will be a disqualification from class.
21. No fabric will be allowed on the doors or anywhere on the horse stall in the horse barn except the 4-H valance.
22. 4-H plaques, pictures, and tack boxes are allowed, but cannot block the alleyways.
23. No fans of any kind (battery-operated, plug-in, etc.) will be allowed in or around the horse stalls.
24. The horse stalls will be assigned by the horse barn superintendent and shall not be changed.
25. Any issue which has not been defined in the fair handbook shall be decided by the horse barn superintendent who shall have the final say for that fair. Suggested changes can be submitted in writing to the 4-H Program Committee who shall consider said changes for the next year's fair book.

SPECIAL RULES FOR EQUINE CLOVERBUDS ONLY:

1. Safety is always a concern for any program that involves youth. It is of particular concern when working with 4-H Cloverbuds - ages 5-7 as of January 1st of current year.
2. **The use of an approved HELMET and proper equestrian FOOTWEAR (with a distinguishable heel) are required at all times that a rider is mounted on an equine, sitting in a cart or handling an equine in a riding arena at a 4-H sponsored clinic or show including warm up and non-show times.**
3. The horse/pony should be of appropriate size, disposition and level of training for the ability of the level of the child.
4. A 1:1 adult to youth ratio is recommended when cloverbuds work with a large animal.
5. Cloverbuds may ride in lead line walk, lead line walk/trot, or walk/trot.
6. Cloverbuds **MUST** be evaluated and demonstrate the "on ground skills" necessary to work safely with equines and show respect to the equine.
7. Competent supervision, in a controlled environment, should be easily accessible to the child at all times when they are mounted.
8. **Lead Line** is generally appropriate for the kindergarten and first grade child (five and six year old's or developmentally equivalent). Handler of the horse must be an adult.
9. **Walk/Trot or Walk Jog** – this level is appropriate for Cloverbuds who have been evaluated by the Horse Advisory Committee.
10. Cloverbud classes will be "exhibition only", the youth will NOT be ranked or judged. Each cloverbud will receive a cloverbud participation ribbon as well as an ice cream certificate to redeem at the Dairy Princess Building.
11. As with any 4-H'er, all cloverbuds should be praised highly.
12. The riding activity involving 4-H cloverbuds shall be done in a "controlled environment in a "contained riding area".
13. No other riders, except cloverbud riders, should be in the ring when cloverbuds are riding.
14. Not more than 10 cloverbuds should be in the ring at one time. Larger classes shall be split.
15. At least 4 (four) knowledgeable adult "Spotters" must be strategically placed on the corners with easy access to the youth.

DIVISION 001 - 4-H & FFA HORSE SHOW

TUESDAY (ALL DAY) - ENGLISH

Class Number:

01. Sr. Fitting and Showmanship*
02. Jr. Fitting and Showmanship*
03. Cloverbud Showmanship
04. Pony Fitting and Showmanship*
05. Walk Trot Fitting and Showmanship
06. Cloverbud Lead Line Walk
07. Cloverbud Lead Line Walk Trot
08. Cloverbud Off- Line Walk Trot
09. Sr. English Equitation*
10. Jr. English Equitation*
11. Pony English Equitation*
12. Walk Trot English Equitation
13. Sr. English Pleasure*
14. Jr. English Pleasure*
15. Pony English Pleasure*
16. Walk Trot English Pleasure
17. Sr. Command
18. Jr. Command
19. Pony Command
20. Walk-Trot Command

~ LUNCH ~ (based on time)

21. Jr./Sr. Hunter Hack (2 jumps)
22. Jr./Sr. Hunter Over Fences
23. Jr./Sr. Equitation Over Fences
24. Sr. Hunter Under Saddle*
25. Jr. Hunter Under Saddle*
26. Pony Hunter Under Saddle*
27. Walk Trot Hunter Under Saddle
28. Sr. Water In a Cup
29. Jr. Water In A Cup
30. Pony Water In A Cup
31. Walk-Trot Water In a Cup

DRIVING

32. Pleasure Driving*
33. Reinsmanship Driving*

TRAIL

34. Sr. Trail*
35. Jr. Trail*
36. Pony Trail
37. Walk Trot Trail

MINI-In-Hand

38. Jumping in Hand (mini horse or donkey) *
39. Jr./Sr. Reinsmanship, mini*

Horse Judging (Any 4-H member)

See Division 2, Class 1

*****Judging to follow the show, however, will start no earlier than 12 pm. *****

4-H & FFA HORSE SHOW

WEDNESDAY (ALL DAY) WESTERN/GYMKHANA

Class Number:

40. Sr. Fitting and Showmanship*
41. Jr. Fitting and Showmanship*

42. Pony Fitting and Showmanship*
43. Walk-Trot Fitting and Showmanship
44. Sr. Stock Seat Equitation*
45. Jr. Stock Seat Equitation*
46. Pony Stock Seat Equitation*
47. Walk-Trot Stock Seat Equitation
48. Sr. Stock Seat Horsemanship* (Pattern)
49. Jr. Stock Seat Horsemanship* (Pattern)
50. Pony Stock Seat Horsemanship* (Pattern)
51. Walk-Trot Stock Seat Horsemanship (Pattern)
52. Sr. Road Hack*
53. Jr. Road Hack*
54. Pony Road Hack*
55. Walk Trot Western Road Hack

~ LUNCH ~ (based on time)

56. Costume Class (Funniest, Prettiest, Most Original)
57. Sr. Western Pleasure*
58. Jr. Western Pleasure*
59. Pony Western Pleasure*
60. Walk-Trot Western Pleasure
61. Sr. Golf Ball
62. Jr. Golf Ball
63. Pony Golf Ball
64. Walk Trot Golf Ball
65. Sr. Command
66. Jr. Command
67. Pony Command
68. Walk-Trot Command

TRAIL

69. Sr. Trail*
70. Jr. Trail*
71. Pony Trail*
72. Walk-Trot Trail

GYMKHANA

73. Sr. Stake in a Barrel*
74. Jr. Stake in a Barrel*
75. Sr. Straight Line Barrel*
76. Jr. Straight Line Barrel*
77. Sr. Texas T*
78. Jr. Texas T*
79. Sr. Quadrangle Barrels*
80. Jr. Quadrangle Barrels*
81. Sr. Cloverleaf Barrels*
82. Jr. Cloverleaf Barrels*
83. Sr. Pole Bending*
85. Sr. Keyhole Race*
86. Jr. Keyhole Race*

* - These classes are qualifying classes for the NYS Fair



HORSE CONTESTS

Horse Judging Tuesday, July 18


Immediately following show,
but will start no earlier than 12 PM

AWARDS: Excellent 8 units, Good 4 units

Class Numbers:

01. 4-H & FFA JUDGING CONTEST: Contestants will judge classes of light saddle horses, draft and/or ponies, plus selected performance classes. Questions and/or oral reasons will be given for one or more classes.

An appropriate award will be given to the contestant having the highest judging score in addition to the premium.



THREE-DIMENSIONAL HORSE EXHIBIT

AWARDS: Excellent 12 units, Good 10 units of Money.

Class Numbers:

02. Three-Dimensional Horse Exhibit

- Space will be provided for these exhibits in the Horse Barn.
- To receive your premium, you must fill out an online entry.
- The intent of this class is to have youth demonstrate horse knowledge to the fair going public. Topics are to be horse science project based and focus on giving information about horses and horse management to the public.
- The exhibit may be illustrated with the use of actual tack, tools and supplies or models, posters or photos.
- Posters should be large enough to be seen easily at a distance.
- Photos should be mounted and large enough to be seen easily.
- Exhibit should be self-explanatory through appropriate use of signs and labels.
- If an exhibit is to be displayed on a tabletop exhibitor must supply its own table.
- The exhibit will be evaluated on principle idea, effectiveness in illustrating the topic, appearance and arrangement, and accuracy of information.
- Topics may include breeds of horses, colors of horses, hoof care, parasites, how to groom a horse, feed identification, etc.

4-H AND FFA DAIRY CATTLE

RULES (General Rules also apply):


1. Each exhibitor **OWNING** their animal shall not exhibit more than (2) bovine per class.
2. All owned cattle must be personally owned and registered to the youth exhibitor as well as cared for by that exhibitor by no later than June 15 of the current year.
3. All non-owned cattle must be designated in the youth exhibitor's name and cared for by that exhibitor by no later than June 15 of the current year. Non-ownership is not available to youth already owning registered dairy cattle. Youth can either own or lease animals of the same species but not both. For example, a youth cannot own a Jersey and then lease a Holstein.
4. A non-ownership certificates are available from county 4-H offices at <http://4h.ansci.cornell.edu/resources/project-animal-forms/> and must be properly filled out and supplied along with registration papers to prove designation. Youth are allowed 2 non-owned dairy animals of which both can be shown at the N.Y. State Fair if they have met all the qualifications. Dual designation of animal(s) is not permitted.
5. Dual ownership of a youth and a farm name is not allowed. Dual ownership with another youth or person is not allowed. Ownership with a syndicate are not allowed.
6. **New Exception: Dual ownership between siblings will be allowed.** As long as all of the following criteria are met:
 - A. They are bona fide siblings (sister, brother, step-sister/brother, half-sister/brother, adopted.)
 - B. All siblings on the registration paper of animal(s) are of 4-H age and regular members as of Jan 1st of the current year. Cloverbuds are not eligible. For NY State Fair: entries entered through FFA or endorsed by a breed organization representative will need to follow 4-H rules on age also for the Dairy Youth Show.
 - C. One sibling has to designate the animal as their project animal for the project year by June 15th of current year by filing and completing animal identification form.
 - D. Completed animal identification form(s) needs to be filed with appropriate organizations (4-H Extension, FFA or Breed Organization) to state youth designation by June 15th. A copy of this form also needs to accompany State Fair Dairy Youth Entry form being mail to Dairy Youth Superintendent along with the other required documents stated on entry form.
 - E. Designation cannot change during the program year and animal must be shown and exhibited by designated sibling.
 - F. Bred and owned recognition can be given to designated youth as long as dual ownership is a current and legal partnership filed with breed organization.
7. No cattle may be entered or shown with papers pending.
8. All animals shown in the NYS Fair Youth Show must be registered by the Breed Organization of that animal.
9. Each exhibitor with a **NON-OWNED** animal shall not exhibit more than (1) bovine per class.
10. In case of an animal entry registered or transferred to the exhibitor and the registration paper has not been received, a statement from the secretary of the **BREED** Association will be **NECESSARY** for acceptance of entry.
11. All exhibits must be cleaned and in order for the public by 8:00 a.m. daily or they will not be allowed to participate in the dairy cattle show.
12. Exhibitors must be present at the time of judging. Each member is expected to be responsible for the showing of his/her own animal. Exceptions can be made under such circumstances or conditions as the 4-H program staff and/or Cattle Superintendent may determine necessary.
13. **FEED OR BEDDING** will **NOT** be furnished by the fair association
14. Any artificial means of removing or remedying physical defects or conformation in exhibition animals, such as lifting or filling under the skin, and addition of foreign objects including but not limited to hair or hair substitutes, cloth or fiber to change the natural contour or appearance of the animal's body is prohibited and will be considered fraud and deception. All animals giving evidence of such treatment will be barred from exhibition. Exception: In order to keep uniformity between New York State shows, we will allow a 1 1/2" topline. Externally sealing the end with a preparation that


does not harm the animal's skin is permissible. Natural teat placement will be given preference over artificially positioned teats.

15. Dairy exhibitors must have registration papers in possession until after the show.
16. Exhibitors are responsible for humane treatment and well-being for any animal in their care. They are to be treated humanely and with dignity and respect. Showing competitively is of secondary importance. The judge, ring master, division chair, barn superintendent, or 4-H animal science educator may disqualify from any class the show or the grounds any exhibitor who is cruel and abusive, fails to follow or obey instruction, cannot maintain control of an unruly or inadequately trained animal or fails to cooperate with show management or other exhibitors.
17. These practices are violation of the code of ethics and will be reported to show management and may be reported to the respective national breed associations.
 - Misrepresenting the age and/or milking status of the animal for the class in which it is shown.
 - Treating the animal, particularly the udder, internally or externally: with an irritant or counter irritant.
 - Using other substances as detected by testing that causes changes in the udder to artificially improve the conformation.
 - Surgical or unethical insertion of any matter under the skin or into body cavities, performed to change the natural contour or appearance of the animal's body (i.e. administration of fluid via a stomach tube or other similar apparatus to fill the rumen), though not to preclude practices required or involved in normal management.
 - Criticizing or interfering with the judge, show management or other exhibitors while in the show ring or other conduct detrimental to the breed or the show is not allowed.
 - Challenging, threatening, or interfering with an ethics committee appointed by show management to monitor the animal on exhibit on the show grounds.
18. Health and registration papers will be required on all cattle. Please have papers available upon cattle arrival. Cattle may be either owned or non-owned and must fit under either a. or b.
 - a. All owned cattle must be personally owned and registered to the youth exhibitor as well as cared for by that exhibitor no later than JUNE 1st of the current year. * Non-ownership is not available to youth already owning registered dairy cattle.
 - b. Non-Ownership certificates properly filled out and available from the county 4-H office must be supplied along with registration paper. Youth are limited to one non-owned animal per species.

DAIRY CATTLE SHOWMANSHIP

Tuesday

 **Clipping Contest at 8:30 am-Tuesday**

 **Showmanship at 1:30 pm-Tuesday**

AWARDS: Exhibitors will be judged on a group basis.

Excellent: 12 units, Good 10 units, and Worthy 8 units of Money

SHOWMANSHIP RULES:

- Cloverbuds may only show in Dairy Showmanship, they may not show in the competitive breed classes.
- In case of an animal entry registered or transferred to the exhibitor and the registration paper has not been received, a statement from the secretary of the BREED Association will be NECESSARY for acceptance

of entry (applies to 4-H).

- Milking females do not need to be "bagged" for competition.
- No bulls.
- The judge may ask questions about breed(s) showing and fitting and the general dairy industry.
 - Parents are to adhere to the showing code ethics and to practice good sportsmanship at all times. Those who behave inappropriately will be asked to leave the show ring.
 - Cloverbud Recognition - cloverbud ribbon & ice cream certificate for Dairy Princess Booth.
 - Each contestant must show his/her animal and show and lead them solely, with assistance only applicable for safety purposes. During the contest, participants may be asked by the judge to show some other animal.
 - Decisions of the judges and contest chairperson are final.

Showmanship Class Numbers:

01. Cloverbud, Show & Tell - Guidelines available from Cooperative Extension, 4-H Office. For youth ages 5-7.
02. Novice Showmanship for first year members only, regardless of age.
03. Junior Showmanship Contest for exhibitors 8-13 years of age as of 1/1.
04. Senior Showmanship Contest for exhibitors 14-18 years of age or over as of 1/1.

CLASS 05: CLIPPING CONTEST – Tuesday – 8:30 am

CLIPPING CONTEST RULES:

- All participants must have the head and legs of the animal clipped.
- Anyone who chooses not to compete is strongly encouraged to watch.
- Animal must be washed and dried prior to clipping.
- Each participant must have their own set of clippers or have access to a set of clippers. (THERE WILL BE NO SHARING OF CLIPPERS)
- Dairy animals will be clipped in the show ring. Each contestant will have a maximum of 1 hour.
- Decisions of the judges and contest chairperson are final.
- Once a novice or junior participant has won a division, they must move up a level. Seniors who have won the division are no longer able to compete.
- Participants are encouraged to have someone help control animal during clipping contest.

The judge will be assigning points based on the following

CLIPPING SCORECARD	
Comfortable with clippers, brushes, and blowers	10
Hair is uniform in length and appearance	10
Sides are well blended into top line	10
Clipping of heifer is complete	10
TOTAL:	40 pts

CLASS 06: DAIRY JUDGING CONTEST – THURSDAY NOON

This contest is open to any regularly enrolled 4-H & FFA member regardless of whether or not they are exhibitors. Ribbons are based on the Danish system. Premiums to the winners: 1st place-10 units, 2nd place-8 units, 3rd place-6 units, 4th place-4 units.

Dairy Breeds

**AYRSHIRE (AY) BROWN SWISS (BS) Heritage Breed (HE) - HOLSTEIN (HO)
GUERNSEY (GU) JERSEY (JE)**

Wednesday, July 19 at 9:30am

AWARDS - All animals in Section 4 - 9:
Excellent: 20 units; Good: 17 units; Worthy; 14 units of Money

Class:

01. Spring Heifer Calf born after Mar 1, current year and over 4 mos.
02. Winter Heifer Calf born after Nov 30 (previous year) and Mar 1 (current year)
03. Fall Heifer Calf born Sept 1 – Nov 30 (previous year)
04. Summer Yearling born June 1 – Aug 31 (previous year)
05. Spring Yearling not milking, Mar 1 – May 31 (previous year)
06. Winter Yearling born Dec 1 (2 years previous) to Feb 28 (previous year)
07. Fall Yearling, not milking, born Sept 1 to Nov 30 (2 years previous)

*** AWARDS: JUNIOR CHAMPION - UNDER 2 YEARS**
RESERVE JR. CHAMPION – UNDER 2 YEARS
JUNIOR SUPREME CHAMPION
JUNIOR BEST BRED & OWNED

08. Junior Best of 3. Group to consist of 3 Jr. Females never calved. All bred & at least 1 owned by the exhibitor.

(DRY COWS IF TIME PERMITS, IF NOT, AFTER IRON GRANDMA)

09. Dry Cow, any age
10. Fall Yearling in milk, born Sept 1 and after (2 years previous)
11. Summer Jr. 2 yr. old- born June 1-Aug 31
12. Junior 2 yr. old – born Mar 1 – May 31, (2 years previous)
13. Senior 2 yr. old – born Sep 1 (3 years ago) to Feb 28 (2 years ago)
14. Junior 3 yr. old – born Mar 1 to Aug 31 (3 years ago)
15. Senior 3 yr. old - born Sep 1, (4 years ago) to Feb 28 (3 years ago)
16. Cow 4 years old - born Sep 1, (5 years ago) to Aug 31 (4 years ago)
17. Cow 5-year-old - born Sep 1, (6 years ago) to Aug 31, (5 years ago)
18. Aged Cow, 6 yrs. and over
19. Iron Grandma 10 yrs. Old or older OR 125,000 lbs. of milk

*** AWARDS: Best Udder in each milking class**
Sr. Champion, 2 yrs. or older
Reserve Senior Champion
Grand Champion Female
Reserve Grand Champion Female

20. Exhibitor's Herd to consist of 5 animals: 2 over 2 yrs. Old, 2 under 2 yrs. Old and 1 of any age; 3 bred by the exhibitor and all owned/family owned
21. Best 3 Females, 3 females, at least 3 months old, all bred and at least 1 owned by exhibitor
22. Produce of Dam to consist of 2 animals, any age, produce of one dam
23. Dam – Daughter

*** AWARDS: Supreme Champion - of all Dairy Breeds**
as designated by the judge
Senior BEST BRED & OWNED



BETTER BRED CLASSES
(for unregistered calves)

Entries in these classes must be sired by favorable proven sires or by artificial insemination. Proof must be available upon request. Animals will be judged to the standard of the breed.

Class Numbers:

01. Spring Heifer Calf - born on March 1 and after, and over 4 months
02. Winter Heifer Calf - born after November 30 and before March 1
03. Fall Heifer Calf - born after August 31 and before December 1
04. Summer Yearling - born after May 31 and before September 1

***AWARD: Best of Show - Ribbon**

4-H AND FFA LIVESTOCK SHOW

Thursday, July 20 – 2:00 pm

Breed cards will be available for display with animals at the “fair office” on Monday of fair week.

BEEF CATTLE

RULES (General Rules also apply):

- All animals must meet the requirements of the Cattle Department.
- All purebred animals must be registered in a single member's name only.
- **Must be owned by June 1st.**
- In case of an animal entry registered or transferred to the exhibitor and the registration paper has not been received, a statement from the

secretary of the BREED Association will be NECESSARY for acceptance of entry.

- Exhibitor must be present at the time of judging. Each member is expected to be responsible for the showing of his/her own animal. Exceptions can be made under such circumstances or conditions as the 4-H program staff and/or Cattle Superintendent may determine necessary.
- **Two (2) animals per class per exhibitor - maximum. Non-ownership limited to one (1) animal.**
- All exhibits must be cleaned and in order for the public by 8:30am daily or they will not be allowed to participate in the shows.
- No feed or bedding will be furnished by the fair association.
- Exhibitors must have registration papers in possession until after show day.
- Exhibitors are responsible for humane treatment and well-being for any animal in their care. They are to be treated humanely and with dignity and respect. Showing competitively is of secondary importance. The judge, ring master, division chair, barn superintendent, or 4-H animal science educator may dismiss from any class the show or the grounds any exhibitor who is cruel and abusive, fails to follow or obey instruction, cannot maintain control of an unruly or inadequately trained animal or fails to cooperate with show management or other exhibitors.
- Cloverbud activities must be closely supervised. Feeding, watering, and some grooming are appropriate for this age because they involve measuring, physical activity and stimulate immediate positive responses from the animal that members can enjoy and remember. Sole responsibility for cattle ownership, training, grooming, milking, and showing is inappropriate for cloverbuds. A cloverbud may share the responsibility for raising calves.

BEEF CATTLE SHOWMANSHIP

AWARDS: Excellent 12 units, Good 10 units, Worthy 8 units

Class Numbers:

01. Sr. Fitting & Showmanship (4-H'er, 14-18 years)
02. Jr. Fitting & Showmanship (4-H'er, 8-13 years)
03. Novice Fitting & Showmanship (2 years or less showing)
04. Cloverbud, Show & Tell, Fitting & Showmanship (4-H'er, 5-7 years)

☺ **AWARD: Master Showman - Ribbon**

BEEF BREEDING CATTLE

AWARDS: Excellent 20 units, Good 17 units, Worthy 14 units

Class Numbers:

01. Jr. Heifer, Jan. 1 - May 1, current year
02. Sr. Heifer, Sept. 1 - Dec. 31, preceding year
03. Summer Yearling, May 1 - Aug. 31, preceding year
04. Jr. Yearling, Jan. 1 - April 30, preceding year
05. Sr. Yearling, Sept. 1 - Dec. 31, second preceding year
06. Cow and Calf - Cow, any age, with natural calf born after January 1 of the current year

* **AWARD: Grand Champion Female (ribbon)**

MARKET STOCK

AWARDS: Excellent 20 units, Good 17 units, Worthy 14 units


Rules:

- Open to all breeds of beef cattle including purebreds, grades, and crossbreeds.
- Requirements- steer or maiden heifer **NOT** entered in breeding classes.
- Weight will be determined by tape measurement if questioned.

Class Numbers:

01. Feeders under 900 lbs.
02. Market Stock, medium weight 900-1100 lbs.
03. Market Stock, heavy weight over 1100 lbs.

* **AWARD: Grand Champion - Ribbon**



OXEN

RULES (General Rules also apply):

1. All purebred animals must be registered in a single member's name only.
2. Two (2) pairs of animals per class per exhibitor-maximum. Non-ownership limited to one (1) pair of animals.
3. In case of an animal entry registered or transferred to the exhibitor and the registration papers NECESSARY for acceptance of entry.
4. All exhibits must be cleaned and in order for the public by 8:30 a.m. daily or they will not be allowed to participate in the shows.
5. No feed or bedding will be furnished by the fair association.
6. Exhibitor must be present at the time of judging. Each member is expected to be responsible for the showing of his/ her own animal.
7. Exhibitors must have registration papers in possession until after show day.
8. Exhibitors are responsible for humane treatment and well-being for any animal in their care. They are to be treated humanely and with dignity and respect. Showing competitively is of secondary importance. The judge, ring master, division chair, barn superintendent, or 4-H animal science educator may dismiss from any class the show or the grounds any exhibitor who is cruel and abusive, fails to follow or obey instruction, cannot maintain control of an unruly or inadequately trained animal or fails to cooperate with show management or other exhibitors.

OXEN SHOWMANSHIP

AWARDS: Excellent 12 units, Good 10 units, worthy - 8 units of money

Class Numbers:

01. Sr. Fitting & Showmanship (4-H'er, 14 -18-year-olds)
02. Jr. Fitting & Showmanship (4-H'er, 8-13-year-olds)
03. Novice Fitting & Showmanship (2 years or less showing)
04. Cloverbud, Show & Tell Fitting & Showmanship (4-H'er, 5-7 years of age)

☺ **AWARD: Master Showman - Ribbon**

BEST TEAM

AWARDS: Excellent 20 units, Good 17 units, Worthy 14 (units of money

Class Number:

01. Best Trained Team- participant will demonstrate their expertise by taking their team through a timed obstacle course (Best of Show)

SWINE

AWARDS: Excellent 12 units, Good 10 units, Worthy 8 units of money

RULES (General Rules also apply):

1. Only two (2) entries may be made by one (1) exhibitor in each class
2. Animal may be entered as breeding or market stock - NOT BOTH.
3. Mini pig weight, no more than 50 pounds.
4. Pot Belly pig weight no more than 125 pounds, height no more than 18" tall.
5. All pot-bellied & mini pigs will be shown on a harness. No canes permitted.
6. No pot-bellied pigs or mini pigs under 8 weeks of age may be shown.
7. No boars may be used for project evaluations or showmanship. Barrows will be allowed.
8. Exhibitors are responsible for humane treatment and well-being for any animal in their care. They are to be treated humanely and with dignity and respect. Showing competitively is of secondary importance. The judge, ring master, division chair, barn superintendent, or 4-H animal science educator may dismiss from any class the show or the grounds any exhibitor who is cruel and abusive, fails to follow or obey instruction, cannot maintain control of an unruly or inadequately trained animal or fails to cooperate with show management or other exhibitors.

SWINE SHOWMANSHIP

Class Numbers:

01. Swine Showmanship, Sr. (4-H'er, 14 -18 years old)
02. Swine Showmanship, Jr. (4-H'er, 8-13 years old)
03. Swine Showmanship, Novice (2 years or less of showing)
04. Pot Bellied Pig / Mini Pig Showmanship
05. Cloverbud, Show & Tell Fitting & Showmanship (4-H'er, 5-7 years old)

* **AWARD: Master Showman**

SWINE BREEDING

Class Number:

01. Senior Fall Gilt (farrowed on or after July 1, of last year)
02. January Spring Gilt (farrowed on or after January 1, of the current year)
03. February Spring Gilt (farrowed on or after February 1 of the current year but before March of the current year)
04. Junior Spring Gilt (farrowed on or after March 1 of the current year)

☺ **AWARD: Grand Champion – Ribbon**

SWINE MARKET

Class Number:

01. Heavy weight market hog, barrow or gilt. (Maximum 255 lbs.)
02. Medium weight hog, barrow or gilt. (200-214 lbs.)
03. Light weight market hog, barrow or gilt. (175-199 lbs.)

☺ **AWARD: CHAMPION- Ribbon**

☺ **AWARD: GRAND CHAMPION- Ribbon**

SWINE MINI-POT BELLIED

Class Number:

01. Conformation, Mini

☺ **AWARD: Grand Champion Mini**

02. Conformation, Pot Belly

☺ **AWARD: Grand Champion Pot Belly**

03. Trick, Mini & Pot Belly

LLAMA & ALPACA

AWARDS: Excellent 12 units, Good 10 units, Worthy 8 units of money

RULES (General Rules also apply):

1. All Llamas and alpacas must be accompanied by a NYS Certificate of Veterinary inspection (CVI) dated within 30 days of July 22, 2021, and a certificate of a negative TB test. All health paper must be available upon request.
2. In addition, all alpacas MUST be BVD negative by PCR or VI test and so noted on the CVI. (There is no time restriction on when the BVD test was done) In addition, all exhibitors must have available a copy of the lab results with the CVI available if requested.
3. Exhibitors are allowed (2) two entries per class.
4. Registration papers must be available for inspection until after show time.
5. Exhibitors are responsible for humane treatment and well-being for any animal in their care. They are to be treated humanely and with dignity and respect. Showing competitively is of secondary importance. The judge, ring master, division chair, barn superintendent, or 4-H animal science educator may dismiss from any class the show or the grounds any exhibitor who is cruel and abusive, fails to follow or obey instruction, cannot maintain control of an unruly or inadequately trained animal or fails to cooperate with show management or other exhibitors.

LLAMA AND ALPACA SHOWMANSHIP

Class Numbers:

01. Sr. Showmanship (4-H'er, 14-18 years old)
02. Jr. Showmanship (4-H'er, 8-13 years old)
03. Novice Showmanship (2 years or less showing experience)
05. Cloverbud, Show & Tell (4-H'er, 5-7 years old)

* **AWARD: Master Showman**

LLAMA AND ALPACA

01. Juvenile Male (less than 1 year old)
02. Yearling Male (1 year to less than 2 years old)
03. Two yr. old Male (2 years to less than 3 years old)
04. Adult Male (3 years old and over)

* **AWARD: Grand Champion Male - Ribbon**

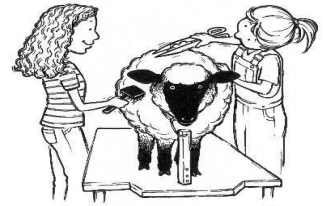
05. Juvenile Female (less than 1 year old)
06. Yearling Female (1 year to less than 2 years old)
07. Two-Year-Old Female (2 years to less than 3 years old)
08. Adult Female (3 years old and over)

* **AWARD: Grand Champion Female – Ribbon**

SHEEP

RULES (General Rules also apply):

1. Original health paper (no copies) must accompany the animal for inspection upon arrival on fairgrounds indicating that the flock is free of all contagious or infectious disease.
2. Youth is limited to exhibiting two (2) animals per class in two (2) breeds
3. The owner must show their own animal, except if they have more than one animal in a class, in which case they may have another youth show their second animal.
4. All youth sheep entered in breeding classes must be properly identified. Registration must be in exhibitor's possession.
5. All sheep must have official scrapie I.D. tag or tattoos in ears with I.D. numbers.
6. Lambs entered in breeding classes may not be shown in market classes, nor may lambs entered in market classes be shown in breeding classes.
7. Only wether and ewe lambs may be shown in market classes.
8. In sheep showmanship classes-halters allowed in class 4 & 5 only.
9. Market lamb must be slick shorn to hips within 10 days of the show.
10. Sheep must be fitted and shorn to breed standards.
11. All sheep will be shown in hand. Exhibitors 11 years old and under may show sheep in a halter and lead line for added control.
12. Exhibitors are responsible for humane treatment and well-being for any animal in their care. They are to be treated humanely and with dignity and respect. Showing competitively is of secondary importance. The judge, ring master, barn superintendent, or 4-H animal science educator may dismiss from any class the show or the grounds any exhibitor who is cruel and abusive, fails to follow or obey instruction, cannot maintain control of an unruly or inadequately trained animal or fails to cooperate with show management or other exhibitors.



SHEEP SHOWMANSHIP

***AWARDS: Excellent 12 units, Good 10 units, Worthy 8 units**

Class Numbers:

01. Sheep Showmanship, Sr. (4-H'er, 14-18 years old)
02. Sheep Showmanship, Jr. (4-H'er, 8-13 years old)
03. Sheep Showmanship, Novice (2 years or less showing)
Novice youth may enter showmanship Class 3 or 4, but not both.
(Novice is youth with 2 years showing experience or less).
04. Sheep Halter Showmanship (animals shown on halter, exhibitor wearing regular show clothes- (for novice only)
05. Sheep Leadline Showmanship - Sheep will be shown totally with a halter and exhibitor will wear an article of wool clothing. Judging will be based on preparation, presentation, control of sheep and the exhibitor's outfit. (Extra consideration will be given to outfits made by exhibitor).

06. Cloverbud, Show & Tell (4-H'er, 5-7 years of age as of January 1st of the current year)

*** AWARD: Master Showman Award - Ribbon**

Master Showman Award (1st & 2nd place from Sr., Jr. & Novice Showmanship classes)

SHEEP

**CORRIEDALE, DORSET, HAMPSHIRE, OXFORD, ROMNEY,
OTHER PUREBRED, COMMERCIAL**

AWARDS: Excellent 12 units, Good 10 units, Worthy 8 units

Class Numbers: (base dates are September 1 and January 1)

Jr. Ram Lamb: Born after Jan. 1 of current year

Sr. Ram Lamb: Born after Sept. 1 of previous year

03. Yearling Ram: 12 to 24 months old

04. Jr. Ewe Lamb: Born after Jan 1 of current year

05. Sr. Ewe Lamb: Born after Sept. 1 of previous year

06. Yearling Ewe: 12 to 24 months old

07. Mature Ewe: 2 years old & over

08. Exhibitors Flock - The flock will contain from one breed a ram under 2 and two ewes each from a different age class all owned by exhibitor

***AWARD: Grand Champion**

***AWARD: Best of Show - Ribbon**

(Grand Champion from each breed eligible).

SHEEP MARKET LAMBS

AWARDS: Excellent 12 units, Good 10 units, Worthy 8 units of money

RULES:

- Market lambs may be purebred, grade or crossbred ewes or wethers born on or after January 1 of the current year.
- Ewe lambs shown as breeding stock not eligible for this section.

Class Numbers:

01. Market lamb weighing 100 lbs. or more

02. Market lamb under 100 lbs.

03. Pair of Markets lamb

***AWARD: Grand Champion Market Lamb- Ribbon**

GOATS

GOATS SHOWMANSHIP

***AWARDS: Excellent 12 units, Good 10 units, Worthy 8 units of money**

Class Numbers:

01. Sr. Showmanship (4-H'er, 14-18 years old)

02. Jr. Showmanship (4-H'er, 8-13 years and under)

03. Novice Showmanship 2 years or less showing experience

04. Cloverbud, Show & Tell

(4-H'er, 5-7 years of age as of January 1, current year)

☺ AWARD: Master Showman Award - Ribbon

(1st & 2nd place from Sr., Jr. & Novice Showmanship classes)

RULES (General Rules also apply):

1. Each exhibitor shall not exhibit/enter more than (2) goats in a class.
2. Health papers will be required and checked on all goats that are brought in. Unregistered meat goats must have official scrapie identification. Registered meat goat must be accompanied by their tattoos.
3. Dairy and meat goats may be either owned or non-owned but must fit under either a. or b.

a. All owned goats must be personally owned by the youth exhibitor as well as cared for by the exhibitor. Dual ownership or syndicates are not allowed.

b. Non ownership available to youth already owning meat or dairy goat. A non-ownership certificate, properly filled out & available from county 4-H offices, must be supplied.

4. Exhibitors of DAIRY goats must wear whites, or white shirt and black pants. All exhibitors must present a neat and professional appearance in showmanship and conformation classes. No sandals, t-shirts or sleeveless shirts allowed. Farm names and letters must not appear on clothing.

5. Exhibitors of MEAT goats must wear clean, neat shirts and dark pants. No sandals, T-shirts, or sleeveless shirts allowed. An exhibitor not wearing dress code will not be allowed in the show ring. Farm names and letters must not appear on clothing. Premiums will be withheld for non-compliance.

6. Bucks are not allowed to be shown as a 4-H animal project.

7. Exhibitors are responsible for humane treatment and well-being for any animal in their care. They are to be treated humanely and with dignity and respect. Showing competitively is of secondary importance. The judge, ring master, barn superintendent, or 4-H animal science educator may dismiss from any class the show or the grounds any exhibitor who is cruel and abusive, fails to follow or obey instruction, cannot maintain control of an unruly or inadequately trained animal or fails to cooperate with show management or other exhibitors.

8. **Dairy goats with horns will not be permitted to show. NO EXCEPTIONS. Meat goats with horns are allowed, but aggressive horned goats are required to be artificially tipped or required to leave the fairgrounds at the discretion of the superintendent.**

9. **All meat goats with horns over 4 inches in length must be tipped.** Tipping choices are filed or cut down, covered with duct tape so that tips are not pointed, or with tennis balls taped securely on the tips. **NO EXCEPTIONS.** If a meat goat arrives at the fairgrounds without the horns tipped, they will be sent home immediately.

GOATS

**ALPINE, NIGERIAN DWARF, LAMANCHA, NUBIAN,
SAANEN, PACK, OTHER PUREBRED, COMMERCIAL**

AWARDS: Excellent 12 units, Good 10 units, Worthy 8 units of money

Class Numbers:

01. Young Buck kid or wether born the current year

01. Doe Kid less than 4 months.

02. Doe Kid 4 months, & under 8 months

03. Doe Kid 8 months, & under 12 months

04. Doe 12 months & under 24 months, dry

☺ AWARD: Junior Champion - Ribbon

05. Doe 12 months & under 24 months, in milk

06. Doe under 2 years, in milk

07. Doe, 2 years & under 3 years

08. Doe, 3 years & under 5 years

09. Doe, 5 years & older

☺ AWARD: Senior Champion – Ribbon

MEAT GOATS

01. Meat Goats

*** AWARD: Champion Meat Goat – Ribbon**

02. Pygmy Goats

*** AWARD: Champion Pygmy Goat - Ribbon**

*** AWARD: Best of Show - Ribbon**

All Champions eligible.

**MISCELLANEOUS SMALL ANIMALS AND
LIVESTOCK**

Class Numbers:

01. Educational Display or Poster:

AWARDS: Excellent 5 units, Good 3 units, Worthy 2 units

- The exhibit is to show the "science why's and how's" of the 4-H or FFA Project.
- It may illustrate such topics as: major breeds; breeding systems; reproduction; genetics; feeds & feeding; wholesale vs. retail cuts; marketing; judging & selection; animal disease; career opportunities; or anatomy in the animal science project.
- Displays should be no larger than 30" in height, width and depth.
- Poster should be no larger than 24" x 30" in width & height.

02. Signs used for Identification of Animals and Farm

AWARDS: 5 units of money

- Judged on workmanship and neatness
- Identification signs may only be evaluated one year, cannot be entered multiple years.

03. Livestock Costume Class

AWARDS: Excellent 12 units, Good 10 units, Worthy 8 units

- Thursday, July 21st (following livestock classes)

AWARDS: Excellent 6 units, Good 4 units, Worthy 2 units

04. Goat Obstacle Course

AWARDS: Excellent 12 units, Good 10 units, Worthy 8 units

- Thursday July 21st (following goat classes).
- All entries will use their own goats to navigate an obstacle course.
- The course will be scored based on best time, with time added for penalties.

AWARDS: Excellent 6 units, Good 4 units, Worthy 2 units

05. Poultry Costume – Tuesday, July 19th (following Poultry Show)

06. Cavy Costume Class–Friday, July 22nd (to follow Cavy/Rabbit Show)

07. Rabbit Costume Class–Friday, July 22nd (to follow Cavy/Rabbit Show)

4-H & FFA POULTRY SHOW

Tuesday, July 18

Individual Bird Judging – 10:00 a.m.

Showmanship – 1:00 p.m.

POULTRY RULES (General Rules also apply):

1. Mandatory Pullorum Testing to TBD – There will not be testing at the county fair. Contact the 4-H Office at 315-376-5270.
2. Each exhibitor shall not exhibit more than (2) two poultry in each class.
3. Exhibitor may only enter one (1) bird in showmanship.
4. All exhibits must be clean and in order for the public by 8:30am daily or they will not be allowed to participate.
5. A trio will consist of one male and two females of the same breed and is considered one entry.
6. Diseased birds will not be able to stay on exhibit.
7. We suggest that all birds be isolated for three weeks before being returned to the flock because of the possibilities of contracting disease.
8. Refrain from feeding before judging.
9. No one other than owner or show official will be permitted to open any coop or to handle any specimen without express permission of the superintendent or owner.
10. Exhibitors are responsible for humane treatment and well-being for any animal in their care. They are to be treated humanely and with dignity and respect. Showing competitively is of secondary importance. The judge, ring master, division chair, barn superintendent, or 4-H animal science educator may dismiss from any class the show or the grounds any exhibitor who is cruel and abusive, fails to follow or obey instruction, cannot maintain control of an unruly or inadequately trained animal or fails to cooperate with show management or other exhibitors.
11. A specimen one year or more in age shall be considered a cock or hen. A specimen under a year of age shall be considered a cockerel or pullet.
12. Exhibitor should display a 3X5 card containing exhibit information.

POULTRY SHOWMANSHIP (for all poultry sections)

- The exhibitor will take their bird from a cage, present their entry*- to the judge and return it to the cage.
- Limit to 1 entry per exhibitor.
- Each contestant must show his/her own bird.
- The judge in making the awards shall consider the following:
 - Appearance and ability of the showman.
 - Preparation of the bird for show.
 - Condition and fleshing of the bird.
 - Handling of the bird.
 - Knowledge of the breed.

AWARDS: Excellent 6 units, Good 4 units, Worthy 3 units of money

Class Numbers:

01. Sr. Showmanship (4-H'er, 14-18 years old)
02. Jr. Showmanship (4-H'er, 8-13 years old)
03. Novice Showmanship (2 years or less showing)
04. Cloverbud, Show & Tell (4-H'er, 5-7 as of January 1st -current year)

AWARD: Master Showman Award - Ribbon

CHICKENS STANDARD BREED BIRDS

RULES (General Rules also apply):

- All birds shown in classes other than AOV will be judged according to the American Standard of Perfection.
- Birds of unknown breeds may be shown as AOV (any other variety) in Classes 3 & 6 (standard size bird) or Classes 12, & 15 (Bantam size bird)
- Individual birds may be entered in breed classes or production - NOT BOTH.

*AWARDS: Excellent 6 units, Good 4 units, Worthy 3 units of money

Class Numbers:

01. Cockerel - under 1 year
02. Cock - 1 year and over
03. AOV Male, any age
04. Pullet - under 1 year
05. Hen - 1 year and over
06. AOV Female, any age
07. Young Trio
08. Old Trio



AWARD: CHAMPION-FEMALE - Ribbon

AWARD: CHAMPION-MALE - Ribbon

AWARD: GRAND CHAMPION - Ribbon

CHICKENS BANTAM BREED BIRDS

Class Numbers:

01. Cockerel - under 1 year
02. Cock - 1 year and over
03. AOV Male, any age
04. Pullet - under 1 year
05. Hen - 1 year and over
06. AOV Female, any age
07. Young Trio
08. Old Trio

*AWARD: CHAMPION-FEMALE - Ribbon

*AWARD: CHAMPION-MALE - Ribbon

*AWARD: GRAND CHAMPION - Ribbon

CHICKENS PRODUCTION BREED BIRDS

Production Bred Birds (Crossbreeds may be entered in this section)

Class Numbers:

01. Fryer - Meat Production (under 13 weeks of age, either sex)
02. Roaster - Meat Production (3 to 5 months of age, either sex)
03. Pullet - Egg Production (female, under 1 year)
04. Hen - Egg Production (female, over 1 year)

***AWARD: CHAMPION-FEMALE - Ribbon**

***AWARD: CHAMPION-MALE - Ribbon**

***AWARD: GRAND CHAMPION - Ribbon**

DUCKS (Any standard or mixed breed accepted)


RULES (General Rules also apply):

1. Each exhibitor shall not exhibit more than (2) two ducks in each class.
2. Exhibitor may only enter one (1) bird in showmanship
3. A trio will consist of one male and two females of the same breed and is considered one entry.
4. Diseased birds will not be able to stay on exhibit.
5. We suggest that all birds be isolated for three weeks before returning to the flock because of the possibility of contracting disease.
6. Refrain from feeding before judging.
7. No one other than owner or show official will be permitted to open any coop or to handle any specimen without express permission of the superintendent or owner.
8. Exhibitors are responsible for humane treatment and well-being for any animal in their care. They are to be treated humanely and with dignity and respect. Showing competitively is of secondary importance. The judge, ring master, division chair, barn superintendent, or 4-H animal science educator may dismiss from any class the show or the grounds any exhibitor who is cruel and abusive, fails to follow or obey instruction, cannot maintain control of an unruly or inadequately trained animal or fails to cooperate with show management or other exhibitors.
9. Each exhibitor should display a 3X5 card containing exhibit information.

***AWARDS: Excellent 6 units, Good 4 units, Worthy 3 units of money**

Class Numbers:

01. Young Drake - male under 6 months
02. Old Drake - male - over 6 months
03. Young duck - female under 6 months
04. Old Duck - female - over 6 months
05. Young Trio
06. Old Trio



***AWARD: CHAMPION-DUCK - Ribbon**

***AWARD: CHAMPION-DRAKE - Ribbon**

***AWARD: GRAND CHAMPION - Ribbon**

GEESE (any standard or mixed breed accepted)

RULES (General Rules also apply):

- All birds must have been owned and cared for by the exhibitors since June 1st of the current year.
- 2 entries per class, except for showmanship (one entry)
- No diseased birds will be accepted for exhibit.
- A trio will consist of one male and two females of the same breed and is considered one entry.
- We suggest that all birds be isolated for three weeks before being returned to the flock because of the possibility of contracting disease.
- Each exhibitor should display a 3X5 card containing exhibit information
- Refrain from Feeding Before Judging.

AWARDS: Excellent 6 units, Good 4 units, Worthy 3 units of money


Class Numbers:

01. Young Gosling - female under 1 year
02. Young Gosling - male - under 1 year
03. Old Goose - female over 1 year
04. Old Gander - male over 1 year

***AWARD: CHAMPION-GOOSE - Ribbon**

***AWARD: CHAMPION-GANDER - Ribbon**

***AWARD: GRAND CHAMPION - Ribbon**



TURKEYS (Any standard or mixed breed accepted)

RULES (General Rules also apply):

1. Two (2) entries per class, except for showmanship one (1) entry.
2. No diseased bird will be accepted for exhibit.
3. A trio will consist of one male and two females of the same breed and is considered one entry.
4. We suggest that all birds be isolated for three weeks before being returned to the flock because of the possibility of contracting disease.
5. Exhibitors are responsible for humane treatment and well-being for any animal in their care. They are to be treated humanely and with dignity and respect. Showing competitively is of secondary importance. The judge, ring master, division chair, barn superintendent, or 4-H animal science educator may dismiss from any class the show or the grounds any exhibitor who is cruel and abusive, fails to follow or obey instruction, cannot maintain control of an unruly or inadequately trained animal or fails to cooperate with show management or other exhibitors.
6. Refrain from feeding before judging.
7. Exhibitors should bring a 3 x 5 card containing exhibit information to be displayed throughout the week of fair.

AWARDS: Excellent 6 units, Good 4 units, Worthy 3 units of money

Class Numbers:

01. Young Poult - female - under 1 year
02. Old Hen - Female - over 1 year
03. Young Poult - male - under 1 year
04. Old Tom - male - over 1 year

***AWARD: CHAMPION-FEMALE - Ribbon**

***AWARD: CHAMPION-MALE - Ribbon**

***AWARD: GRAND CHAMPION - Ribbon**

PIGEONS (Any standard or mixed breed accepted)

RULES (General Rules also apply):

- 2 entries per class, except for showmanship (one entry).
- No diseased birds will be accepted for exhibit.
- A trio will consist of one male and two females of the same breed and is considered one entry.
- We suggest that all birds be isolated for three weeks before being returned to the flock because of the possibility of contracting disease.
- Exhibitor needs to fill out a 3 x 5 card for each entry.
- Refrain from feeding before judging.

AWARDS: Excellent 6 units, Good 4 units, Worthy 3 units of money

Class Numbers:

	COCK	HEN	YOUNG BIRD
Rollers:			
• Any Color, Self	01	02	03
• Any Color,	04	05	06



Marked			
Homers:			
• Any Color, Self	07	08	09
• Any Color, Marked	10	11	12
Any Other Variety:			
• Any Color	13	14	15
Tumblers:			
• Any color, self	16	17	18
• Any Color	19	20	21
Racers:			
• Any Color, Self	22	23	24

CAVIES (GUINEA PIG)

Cavy Show - Friday, July 22
Individual Cavies Judging – 10:00 a.m.
Showmanship - 1:00 p.m.

AWARDS: Excellent 6 units, Good 4 units, Worthy 3 units of money

RULES (General Rules also apply):

- Exhibitors are responsible for humane treatment and well-being for any animal in their care. They are to be treated humanely and with dignity and respect. Showing competitively is of secondary importance. The judge, ring master, division chair, barn superintendent, or 4-H animal science educator may dismiss from any class the show or the grounds any exhibitor who is cruel and abusive, fails to follow or obey instruction, cannot maintain control of an unruly or inadequately trained animal or fails to cooperate with show management or other exhibitors.
- Each exhibitor must provide their own cage.
- Cavies that are more than 6 months and more than 2 pounds are considered a senior animal.
Cavies that are less than 6 months, 1 pound 6 ounces are considered a junior animal.
- Exhibitors should bring a 3 X 5 card containing exhibit information to be displayed throughout the week of fair.

SHOWMANSHIP RULES:

- The exhibitor will bring their animal from the cage, present it to the judge, name the breed and class, pose the cavy, check ears, teeth, feet, nails, for condition, nose, eyes, sex the cavy, then return the cavy to the cage.
- Limit to 1 entry per exhibitor
- Each contestant must show his/her own cavy
- The judge in making the awards shall consider the following
 - Appearance and ability of the showman
 - Preparation of the bird for show
 - Condition of cavy
 - Handling of the cavy
 - Knowledge of the breed

CAVIES SHOWMANSHIP

Class Numbers:

- Sr. Showmanship (4-H'er, 14-18 years old)
- Jr. Showmanship (4-H'er, 8-13 years old)
- Novice Showmanship (2 years or less showing)
- Cloverbud Show and Tell (4-H'er, 5-7 years old)

*** AWARD: Master Showman Award – Ribbon**

CAVIES PUREBREDS

Class Numbers:

- Sr. Boar
 - Intermediate Boar
 - Jr. Boar
- * AWARD: CHAMPION BOAR – RIBBON**

- Sr. Sow
 - Intermediate Sow
 - Jr. Sow
 - Sow and Litter/ Minimum of 4 weeks
- * AWARD: CHAMPION SOW – RIBBON**

*** AWARD: GRAND CHAMPION – RIBBON**

DIVISION 034 – CAVIES 4H PROJECTS

Any cavies of unknown or mixed breed origin

Class Numbers:

- Sr. Boar
 - Intermediate Boar
 - Jr. Boar
- * AWARD: CHAMPION BOAR – RIBBON**

- Sr. Sow
 - Intermediate Sow
 - Jr. Sow
 - Sow and Litter/ Minimum of 4 weeks
- * AWARD: CHAMPION SOW – RIBBON**

***AWARD: GRAND CHAMPION – RIBBON**

RABBITS

Rabbit Show – Friday, July 22


Individual Rabbit Judging – 10:00 a.m. (following cavies)
Showmanship – 1:00 p.m. (following cavies)

RULES (General Rules also apply):

- Exhibitors are responsible for humane treatment and well-being for any animal in their care. They are to be treated humanely and with dignity and respect. Showing competitively is of secondary importance. The judge, ring master, division chair, barn superintendent, or 4-H animal science educator may dismiss from any class the show or the grounds any exhibitor who is cruel and abusive, fails to follow or obey instruction, cannot maintain control of an unruly or inadequately trained animal or fails to cooperate with show management or other exhibitors.
- Exhibitors should bring a 3x5 card containing exhibit information to be displayed throughout the week of fair.

RABBITS SHOWMANSHIP

- The exhibitor will bring their animal from the cage, present it to the judge, name the breed and class, pose the rabbit, check ears, teeth, feet, nails for condition, nose, and eyes, sex the rabbit, then return the rabbit to the cage.
- Limit to 1 entry per exhibitor
- Each contestant must show his/her own rabbit
- The judge in making the awards shall consider the following:
 - appearance and ability of the showmanship
 - preparation of the rabbit for the show
 - condition of the rabbit
 - knowledge of the breed
- Animals are judged on the Danish System based on accuracy of information - 30 points; Manner in which rabbit is examined - 30 points; Control of Rabbit - 20 points; Exhibitor general appearance and attitude - 20 points.



AWARDS: Excellent 6 units, Good 4 units, Worthy 3 units of money

Class Numbers:

01. Senior Rabbit Showmanship (4-H'er, 14-18 years old)
02. Junior Rabbit Showmanship (4-H'er, 8-13 years old)
03. Novice Rabbit Showmanship (2 years or less showing)
04. Cloverbud, Show & Tell (4-H'er, 5-7 years old)

□ **AWARD: Master Showman Award - Ribbon**

**RABBITS –
COMMERCIAL BREEDS ANY PUREBRED**

AWARDS: Excellent 6 units, Good 4 units, Worthy 3 units of money

Class Numbers:

01. Junior Buck - 3 months to 6 months of age
02. Intermediate Buck - 6 months of age to 8 months of age
03. Senior Buck - 8 months and over
04. Junior Doe - 3 months to 6 months of age
05. Intermediate Doe - 6 months to 8 months of age
06. Senior Doe - 8 months and over

***AWARD: CHAMPION-DOE - Ribbon**

***AWARD: CHAMPION-BUCK - Ribbon**

***AWARD: GRAND CHAMPION - Ribbon**

**RABBITS –
FANCY BREEDS ANY PUREBRED**

Class Numbers:

01. Jr. Buck - 3 months - 6 months
02. Intermediate Buck – 6 months of age to 8 months of age
03. Sr. Buck - 8 months and over
04. Jr. Doe - 3 months - 6 months
05. Intermediate Doe - 6 months of age to 8 months of age
06. Sr. Doe over 6 months

***AWARD: CHAMPION-DOE - Ribbon**

***AWARD: CHAMPION-BUCK - Ribbon**

***AWARD: GRAND CHAMPION - Ribbon**

**RABBITS –
4-H PROJECT RABBIT**

Any rabbit of unknown or mixed breed origin

Class Numbers:

01. Junior Buck - 3-6 months
02. Senior Buck - over 6 months
03. Junior Doe – 3-6 months
04. Senior Doe – over 6 months

***AWARD: CHAMPION-DOE - Ribbon**

***AWARD: CHAMPION-BUCK - Ribbon**

***AWARD: GRAND CHAMPION – Ribbon**

DOGS

Saturday, July 22 - TO FOLLOW OPEN DOG SHOW

Judging 11:00 am - Dairy Show Ring

AWARDS: Excellent 10 units, Good 8 units, & Worthy 6 units of money

OBEDIENCE CLASSES**Class Numbers:**

01. **Beginner Class A:**
 - For 4-H'ers who have not previously trained a dog.
 - The dogs in this class must not have graduated beyond the Beginner Level

- All exercises (Heel on Leash and Figure *, Stand for Examination, Recall, Long Sit – 1 minute, Long Down – 3 minutes) will be performed with the dog on a lead.
- The maximum possible score is 160 points.

02. Beginner Class B:

- For 4-H'ers who **have previously trained** a dog in Beginner or more advanced levels of obedience.
- Dogs must not have graduated beyond the Beginner Level.
- Exercises and maximum possible points are the same as in Beginner A Class.

03. Graduate Beginner Class A:

- For 4-H'ers who **have not previously trained** a dog beyond the Graduate Beginner level.
- Dogs must not have graduated beyond the Graduate Beginner level.
- Exercises and maximum possible points are the same as in the Beginner A and B Classes, except that the Stand for Examination, Recall, Long Sit and Long Down exercises are done with the dog OFF LEASH.

04. Graduate Beginner Class B:

- For 4-H'ers who **have previously trained** a dog in graduate beginner or more advanced levels of obedience.
- Dogs must not have graduated beyond the Graduate Beginner level.
- Exercises and maximum possible points are the same as in Graduate Beginner Class A.

05. Grooming and Handling Class A:

- For 4-H'ers who are competing for **the first time** in Grooming and Handling. Unless the handler has qualified for the open class of junior showmanship at an AKC show.

06. Grooming and Handling Class B:

- For 4-H'ers who **have previously competed** in Grooming and Handling.

07. Grooming and Handling Class C:

- For 4-H'ers who **have previously been** a Grooming and Handling Class B Champion and/or have qualified for the Open Class of Junior Showmanship at an AKC show, even if it is their first year.

08. Rally Obedience Level One

- Course shall consist of 12-15 stations plus start and finish signs. This course is open to dogs at all levels of obedience. Level 1 will be performed on leash. Dogs receiving blue ribbons must move up to next level. Dogs who have received a Rally Level 1 (R1) Title must move to level 2.

**POCKET PETS
(Hamsters, Gerbils, Mice, Rats, etc.)**

AWARDS: 4 Units of Money

Class 01 – Pocket Pets

- Youth owning "Pocket Pets" are invited to sign up with the 4-H Office to schedule a time to exhibit their pet in the Small Animal Building.
- The 4-H'er will be required to bring in their pet on a specific day and interact with the public in **two one-half hour time slots** during that day.
- The 4-H'er should be able to talk about the pet, how to care for it, what to feed it, what it's living facility should be like, what it likes to do and perhaps some background concerning where it is from.
- The 4-H'er will be required to furnish their own cage and food for their pet during the stay.
- The public will NOT be allowed to handle any pocket pets.
- The 4-H'er is responsible for the animal when not interacting with the public.
- All pets will return home with the 4-H'er on the same day.

CLOVERBUDS

- Cloverbuds are youth ages 5-7 years old who participate in the Lewis County 4-H Youth Development Program.
- Cloverbuds are not eligible to receive premiums at the Lewis County Fair.
- Exhibits **will not** be judged according to the Danish System.

- Evaluation or judging is inappropriate for their age and stage of development.
- Cloverbud work will be presented in a “show and tell” manner to a specially designated adult in the Youth Building on Friday, July 15th.
- Participation is encouraged and recognition will be provided by the Lewis County 4-H Fund.
- Cloverbuds are invited and may present their tangible items that are products of their 4-H work.
- Cloverbud participants will receive a special Cloverbud Ribbon.
- In addition, for each project area exhibited in, Cloverbuds will receive an ice cream treat redeemable at the Lewis County Dairy Princess booth during county fair.

CLUB EXHIBITS AND LEADERSHIP

COMMUNITY SERVICE LEARNING

AWARDS: 1st - \$20.00; 2nd - \$15.00; 3rd - \$10.00

(Premiums sponsored by Lewis County 4-H Fund)

Class Number:

01. Poster, Scrapbook (Pictures with Descriptions) or 3-Dimensional Exhibits

- Describing a community service project conducted by a group or individual.
- Creative use of visuals or samples to “tell the story” is encouraged.
- Emphases will be on the process the group went through to complete the community service, not just the display.
- Display area will be provided. All Community Service entries will be displayed in one common area, not in the club’s area.
- Reserve space by contacting 4-H Office.

EDUCATIONAL CLUB EXHIBIT

AWARDS: Excellent - \$15.00; Good - \$10.00

Class Number:

02. Club Display

- Consists of exhibits resulting from project work collectively from the membership of a club.
- Must **include a group developed educational theme** portraying to the public some aspect of a 4-H project to be eligible for premium.
- Display will be exhibited within the club’s booth area.

GROUP ACTION BOOTH

AWARDS: \$15.00 per group

Class Number:

03. Action Booth

- Exhibit consists of 1 or more (State Fair requirement is 3 or more) 4-H’ers with one adult.
- Must consist of no less than one hour (State Fair requirement is 1/2 day)
- Times should be scheduled prior to the fair.
- Should be interactive with the fair going public and portray some aspect of 4-H project work.

4-H JUNIOR SUPERINTENDENTS

AWARDS: \$40.00 (sponsored by the Lewis County 4-H Fund)

Class Number:

04. Junior Superintendent

- Various responsibilities to include assistance with programs & activities in the Dairy, Horse and Small Animal Barns and the Youth Building.
- Individuals will help to display exhibits, assist judges, help fairgoers try 4-H activities, explain 4-H to the public, and much more.
- 4-H’ers wishing to participate are to be entering 6th grade
- An application must be completed, available from the 4-H office prior to fair (watch the Extension Connection).
- Mandatory orientation will be provided at a date to be announced.

COMMUNICATIONS AND EXPRESSIVE ARTS

This section is intended to be a showcase for projects done that fall under the national curriculum category, Communications and Expressive Arts.

AWARDS: Excellent – 4 units, Good – 3 units of money

Class:

01. Writing/Print

- **Press releases or editorials** that are submitted to the media. If the release was printed, please include a copy, indicating a date of the release and title of publication.
- **Record Books** - All record books are expected to have a cover page with exhibitor name, age, club, and county.
- **4-H Scrapbook/Scrapbook** – The Scrap Book reflects the use of creative scrapbooking techniques to tell about events and/or activities. The theme may be 4-H or non 4-H in nature. The Scrap Book must have been completed in the current 4-H year. Exhibits will be evaluated on overall appearance and creativity and the appropriate use of scrapbooking techniques to tell a story. If the scrapbook reflects the activities of the 4-H club, the work must be completed solely by one 4-H youth member and not be a group/club effort. Club scrapbooks may be entered in the open class category.
- **4-H Achievement/Record Book** – The book is a collection of items assembled to demonstrate involvement in projects and activities during the current 4-H year. Evaluators will be looking for an attractive cover and title page, a table of contents and/or the use of section dividers, and content that reflects involvement in 4-H experiences such as leadership experiences, marketing/public relations, exhibits, projects, community service, presentations, and other activities completed in the current 4-H year. All items such as ribbons, certificates and pictures displayed in the book should be labeled to reflect what experiences they relate to. The book must contain a story that summarizes the accomplishment and skills learned throughout the current year in 4-H. The inclusion of activities that are not 4-H related is acceptable but should be kept to a minimum, keeping the focus on 4-H.
- **4-H Portfolio** – Portfolio should include completed NYS Portfolio Summary Document found in Club Management Notebook, appropriate record sheets, and a 4-H story documenting member participation and evidence of growth through involvement in the 4-H program for the current year. The 4-H story is a significant and important part of the Portfolio. Over time the portfolio represents cumulative NYS Portfolio Summary Documents from previous years’ involvement. Individual project records previous years, pages of pictures and actual ribbons should not be included in the Portfolio. Exhibit will be judged on ability of exhibitor to clearly record information, the ease at which evaluator is able to understand scope of experiences and involvement and the overall 4-H story.
- **Reflective Essay** – A written essay represents a young person’s ability to reflect on what they’ve learned through participation in 4-H youth development programs, projects, and activities. Reflective essays will be evaluated using the following criteria: evidence of life skill development through experiential learning (Do, Share, Process, Generalize and Apply); meaningful documentation of the impact that 4-H has had in exhibitor’s life; and adequate information for evaluator to comprehend the skills and abilities learned. Exhibitors are expected to pay attention to formatting, spelling, and grammar usage. Exhibits will be evaluated according to individual age and level of development.
- **Creative Writing** – Creative writing will be evaluated on content, standard punctuation and grammar, rhyme (if applicable), use of expressions, actions, dialogue, and overall “tone” of the written piece. How the piece is presented and neatness and creativity of the presentation will also be considered in the evaluation. **There is a limit of six one sided pages, however if a piece is longer, the exhibitor can enter a synopsis along with the total piece. The synopsis can be no more than the six page limit. Recorded oral presentations of the work can also be submitted with the written work.**
 - Fiction:** writing can be presented in any form of genre such as a story, letter, poem, or script for stage or screen.
 - Non-Fiction:** In this form of creative writing the author uses self-exploratory writing that draws on personal experiences. The format could be an autobiography, personal story, letter, poem or script for stage or screen that are based on true-life experiences for the author.

02. Posters and 3-Dimensional Displays – Exhibit should be self-explanatory through the use of appropriate captions, signs or labels

and should be limited to approximately card table size. Exhibit will be evaluated on content, illustration, organization, clarity, visual appeal and readability. All exhibits must include a written summary to help evaluator understand purpose and/or outcome.

- **Public Presentation Posters** – posters must be accompanied by a descriptive summary so that evaluator clearly understands why/how poster was used.
- **Poster/Exhibit** – Individual or Group –posters (at least 14"x22") or three-dimensional exhibit representing any aspect of 4-H Youth Development projects and/or activities.

03. Club Banners

- Size 2' x 4' minimum
- Designed to hang vertically or horizontally or to be carried horizontally
- Must be equipped with a dowel on top suitable for hanging or carrying
- Any assembly technique can be used
- Must incorporate the 4-H Clover

04. Performing Arts – Exhibits should illustrate the exhibitor's involvement in performing arts. Involvement may be as a performer, technical support staff, review or observer.

- **Prop** – any object or material constructed by the exhibitor for use in a production. Examples: backdrop, scenery, puppet, mask, etc. Note: costumes are evaluated in Textiles and Clothing class.
- **Script** – an original sketch, scene or play written by the exhibitor
- **Documentation** – notebook, posters or 3-dimensional exhibits about involvement in live performance
- **Other** – any performing arts exhibit or project falling outside the categories described above

DIVISION 044 – HOBBY CRAFTS (KITS) AND HOME ENVIRONMENT

AWARDS: Excellent 3 units; Good 2 units of Money

- Each exhibit must have a securely attached statement with the following information:
 - Exhibitor's name
 - Name and type of article - see appropriate entry suggestions below
 - Skills, techniques or processes learned
 - Elements or principles of design item illustrates

01. HOBBY CRAFTS - An exhibit shall consist of the following:

- *Craft objects must be in good condition, ready for display.
- *Must exhibit age-appropriate work and good quality workmanship of the craft.
- *If an exhibit takes less time than 6 hours, multiple items may be exhibited and displayed nicely to create one exhibit.
- *Small, delicate, fragile items should be displayed securely in a display box.
- *What was the source for the idea of this craft? If a commercially available kit/pattern is used please include the name of the kit/pattern on your entry.

A. HOBBY CERAMICS – Any form cast from a commercial mold or pre-form. Cleaned and painted/stained/glazed. Proper sealant if not glazed.

B. FIBER, FABRIC – Objects created from commercial patterns of 2 or 3 dimensions of fibers and/or fabrics used singly or in combination, employing any of the following techniques: weaving; knotting; needle arts; string art; felting, etc.

C. LEATHER – Using commercial patterns and kits. Objects can be tooled, carved, molded, stamped, laced, stitched and/or riveted. Sealant should be applied.

D. GLASSWORK - Can be from a commercial source

1) Etched, sandblasted, blown or pulled, annealing/tempering/slumped/fired.

2) Stained glass – can be painted glass or liquid lead.

E. METAL – Objects of metal(s) used singly or in combination with other materials such as other metals, plastics, wood, ground stones, bone, enamel. Objects can be made by the following processes: hand cut, etched; engraved; tooled or molded. No entries with tin cans permitted.

F. MOSAICS – Two- or three-dimensional objects using clay tile, glass, stone. Projects should be grouted and sealed. Stepping stones can be entered.

G. WOOD AND/OR PAPER – Processes from commercial patterns and kits: carving; wood burning, gluing; inlay; cutting; tearing; layering; (origami)

folding, quilling, basket making.

H. CREATIVE FRAMING

- Criteria for exhibiting in Creative Framing Class:

- One Exhibit per Exhibitor.
- Exhibits simply placed in a commercial frame are ineligible.
- Exhibitor is expected to draw on their artistic sensibilities to enhance an existing image via the creative framing process.
- Entry will include both photo and frame and item will be evaluated together. Photo is not to be entered in any other class.
- Exhibitors should use their imagination such that Creative Framing serves to create a visual image that is more powerful than the sum of all its parts.
- The possibilities are limited only by your own ideas and collaboration.
- Creative Framing Possibilities:
- Create your own physical frame using materials discovered in the environment (i.e., leaves, sticks, pinecones).
- Sandwich your photo between two pieces of commercially framed glass, then carefully add your own rendering to the piece.
- See the physical frame as a three-dimensional space that uses depth in ways that stimulate viewer attention.
- Decorating or adding to a commercial frame is acceptable, as long as the exhibitor has "made it his own" by modification.

AWARDS: Excellent 4 units; Good 3 units of money

Up to 3 different entries allowed per class

Classes 2–12 Statement required including the following:

- Where will the item be used?
- What is the color scheme of the room?
- What will the item be used for?
- Where did you get your ideas from (name a 4-H project)?

FURNITURE

Class Number:

02. Furniture with a painted/natural finish

- Such as chair, table, chest, bookcase, etc.
- New unfinished, refinished or constructed by exhibitor.

03. Chair or Stool with new seating

- Frame may be new, unfinished, restored, refinished or re-upholstered by exhibitor.
- May have a painted or natural finish. Seat may be upholstered, caned, etc.

04. Chair Seat

- Items as in 2 except that only the seating will be evaluated.

05. Wooden Accessory item with Painted or Natural Finish

- Such as shelf, magazine rack, picture frame, wooden bowl, etc.
- Emphasis in this class is the restoration and not the actual construction of the exhibit.

FABRIC FURNISHINGS

Class Number:

06. Major Furnishing items made of Fabric

- Quilt, bedspread, coverlet, dust ruffle, curtains, draperies, slip covers, etc.
- Include fabric content and care.

07. Fabric Accessory

- Such as a pillow, wall hanging, windsock, placemats, napkins, tablecloth, macramé and needle work including needlepoint, bargello, counted cross-stitch, latch hooking, crewel embroidery, candle wicking, knitting and crocheting, etc.
- Include fabric content and care.

08. A Group or Club Project

- A quilt, wall hanging, etc.
- Include fabric content and care.

09. Embellished Furnishing

- Items such as placemats and lampshades that have been changed by adding fabric, painted design or other embellishments.

10. Home Storage

- Laundry bags, shoe bags, locker caddies, travel storage, cardboard storage units, etc.

11. Room Accessories

- Bulletin board, fabric décor, lampshade, picture frame
- May not be sewn items

12. Table Setting Exhibit

- An entry should include table setting for at least 2 people, menu, short story about the specific occasion the setting is for, tablecloth, placemats, napkins, centerpiece and table decoration as appropriate to complete the



table setting. Exhibits should be displayed on a small table such as a card table (provided by the exhibitor).

FINE ARTS (NON-KITS)


AWARDS: Excellent 3 units; Good 2 units of Money

Guidelines:

- Small, delicate, fragile items should be displayed in a display box.
- Objects whose ultimate use is to hang on the wall must have mountings on them and be ready for hanging.
- Other craft entries can be made in Hobby Crafts or Home Environment, Division 47
- **No Kits, Pre-forms, Patterns or Pre-cuts are permitted. See Section 45 – Hobby Crafts for use of kits.**

Up to 4 different entries allowed in this class

- Each article must have a securely attached statement with the following information:
 - Exhibitor's name
 - Name and type of article - see appropriate entry suggestions below
 - Skills, techniques or processes learned
 - Elements or principles of design item illustrates



Class Number 01: Drawings, Paintings, Graphics/Prints

Artwork is to be signed, matted and framed.

- **Drawings:** Expressive work in pencil, charcoal pencil, felt tip pen, stick charcoal, crayon, colored chalk or pastel, brush and ink.
- **Paintings:** Expressive work in oil, watercolor, acrylics or mixed media, i.e., watercolor and ink, acrylic and chalk, acrylic and collage, etc.
- **Graphics/Prints:** Any printing process that duplicates one or more identical images.
- **Sculpture:** Materials may be wood, stone, clay, original cast plaster, paper-mache, metal (sheet or wire), fibers, fabric, or fiberglass, or a combination of these. Processes may be carved, modeled, fired, soldered, glued, molded, laminated, nailed, or sewn.

Crafts - NO KITS - An exhibit shall consist of one of the following:

- **Ceramics, Pottery:** Objects of clay, fired and/or glazed, hand built, wheel thrown, cast from original mold. No pre-forms permitted.
- **Fiber, Fabric:** Original design objects of 2 or 3 dimensions of fibers and/or fabrics used singly or in combination, employing any of the following techniques: weaving; knotting; needle arts; string art; sewing; etc.
- **Jewelry** Items made from purchased materials or hand-made materials. Ex. Glass blowing, clay formation, paper formation beads etc. may include designs from pattern books, bead loom, crochet, etc. **NO KITS. NO PONY BEADS.**
- **Leather:** Using no pattern, Objects can be tooled, carved, molded, stamped, laced, stitched and/or riveted and be combined with other materials.
- **Glasswork:** Etched and stained glass. Self-created entries made by exhibitor, including all steps of the process. Not made from a commercial source.
- **Metal:** Jewelry and objects of metal(s) used singly or in combination with other materials such as other metals, plastics, wood, ground stones, bone, enamel.
- Objects can be made by the following processes: etched; engraved; tooled or molded.
- **Mosaics:** Two- or three-dimensional objects using clay tile, glass, stone, natural and found materials.
- **Tie-Dying/Batik:**

Process: tie-dyeing - utilize knotting and folding techniques and 2 or more colors. Bleaching is acceptable.

NOTE: This class is NOT for clothing. Tie-dye clothing needs to be in division 50, class 8.

Process: batik - utilize the immersion or outline fill-in techniques of wax resist with 2 or more colors.
No fabric paints or scribbles.

- **Wood and/or Paper:** Processes: carving; gluing; inlay; cutting; tearing; layering; (origami) folding.

Heritage Art, Crafts and Documentation No Kits

- Include the following: Source of traditional design (specific ethnic group or family); design plan/chart and historical background as appropriate.
- Emphasis in the heritage art, crafts and documentation is on personal growth and knowledge through learning about a cultural heritage. It is based on research of traditional designs, methods and materials as well as learning the necessary skills.
- Objects should be constructed in traditional design methods and materials but if not state what the traditional design methods and materials would be and what you had to replace them with to complete the project.
- No Soap Entries: No soap entries of any kind will be accepted.

Exhibit shall consist of one of the following:

- **Heritage Arts and Crafts:**
Traditional objects using materials, methods and/or decoration based on a continuation of ethnic art or handed down from one generation to another. Example, a stencil created by an exhibitor.
- **Processed Natural Fibers:**
Natural fibers processed for use.
- **Heritage Documentation**
Documentation of family or community history, buildings, methods of processing and/or use.
Must cite references.

Class Number 02:

ARTS & CRAFTS OPEN - Up to 4 different entries allowed in this class

Open Class: This class is an option for exhibits that fall outside the categories described above. Decision to have such exhibits selected for the State Fair is left to the discretion of the 4-H Extension Educator.

CHILD DEVELOPMENT/CARE

AWARDS: Excellent – 3 units; Good 2 units of Money

Class Numbers:

01. Creative Plaything

- A homemade toy, book, game or activity to be used with children.
- Include age of the child intended to use the article and what the child will learn from the article.

02. "Baby Sitters Kit"

- Including games, toys and safety materials needed while caring for a baby, toddler or preschooler.
- Include explanation of planned use of articles in kit

CLOTHING & TEXTILES

AWARDS: Excellent – 4 units; Good - 3 units of Money

Guidelines:

Class 01-03 Requires a statement include the following:

- Fiber content of item when available
- Care label information
- If a kit is used for down or fiberfill items or outdoor equipment (i.e., parka, hood, booties, sleeping bag, tent) this must be stated.
- Where did you get your ideas from (name a 4-H project)?
- For all classes in Textile and Clothing include the name or source of pattern (it is recommended to include pattern envelope and/or directions if possible).
- No kits are allowed in Class 9.
- Pieces of a coordinated outfit should be entered as one entry.
- Projects selected for State Fair should be age and experience appropriate.

- Class Number 1 – up to 10 different entries allowed; all other classes up to 3 different entries allowed in each class.

Class Number:

01. Clothing, Sewn

- Any simple, intermediate or advanced level sewn garment (state level on double entry card)

02. Wearable Accessories, Sewn

- An item created by the exhibitor, which has a decorative and/or functional purpose.

03. Historically Accurate Clothing, Sewn

- Clothing made using materials and construction techniques appropriate for period clothing.
- Exhibit do not have to use the exact fabric or technique but there should be evidence of effort.

04. Costumes, Sewn

- Costumes made using materials and construction techniques appropriate for the costume design and use.
- For example, if the costume is to be worn only once in a school play, the "look" of it from a distance will be more important than neat sewing.

05. Recycled Apparel or Non-Apparel

- Examples include remodeled or renovated items

06. Crochet/Knitted Fiber Clothing

- Clothing made using a form of crocheting or knitting such as a sweater, vest, scarf, etc.

07. Non-Traditional Material Clothing

- Clothing made using paper, duct tape, paper clips, bubble wrap, etc.

08. Tie-Dyeing/Batik Material Clothing

- Clothing made using tie-dyeing which utilizes knotting and folding techniques or batik which utilizes the immersion or outline fill-in techniques of wax resist to make such clothing as a tee-shirt, pants, etc. Purchased clothing can be used to do either of these techniques on.

09. Wearable or non-wearable Items designed and constructed by Exhibitor (no kits)

- Wearable or non-wearable items, designed and constructed by exhibitor
- Designs may be made by hand, by computer or combinations/design alterations of purchased patterns.
- Include pattern and description.

10. Purchased Garment

- Entries in this class should reflect wise consumer decision-making.
- Garment or outfit must be accompanied by an 8 1/2" x 11" information notebook.
- The notebook must include the following:
- Color photo of entrant wearing garment or outfit – label photo with name, county
- Color of complexion, hair and eyes
- Cost of garment – include price tags or information, itemized comparison of cost to make garment – consider cost of fabric, notions, pattern, labor, etc.
- Story that describes: a) why garment was purchased; b) how it fits into wardrobe; c) fabric structure, fiber content and care; d) simple accessories selected; and e) activities for which garment will be worn.
- For reference see the 4-H Curriculum Clothing Decisions.

11. Sewing Box

- Fabric Covered may or may not include sewing accessories (pin cushion, needle book, scissor guards must be sewn by exhibitor)

12. Model Mannequin

- Must notify 4-H staff to schedule time
- Minimum of 15 minutes of modeling required for premium and ribbon in Youth Building.

13. Open Class

- Option for worthwhile exhibits that fall outside of the categories described above.

FOOD AND NUTRITION

AWARDS: Excellent – 4 units; Good - 3 units of money

General Guidelines:

- 4-H members must have completed at least one food project during their 4-H tenure.
- The exhibitor must have baked all baked entries from scratch.
- No refrigerated or frozen dough or box mixes are permitted.



- Use of a bread machine is only allowed in class 26.
- No exhibits requiring refrigeration (cream or custard-based pies, cakes) are allowed.
- Our goal is to encourage the mastery of skills. Fewer ingredients generally means a simpler recipe. The more experienced 4-H member is encouraged to exhibit more difficult recipes.
- Please do your best to demonstrate good nutritional choices in your recipe.
- Remove all items from baking pans (except pies) and exhibit on paper plates or foil-wrapped cardboard.
- Exhibits must be covered with plastic resealable baggies – no plastic wrap.
- Do not bake muffins or cupcakes in paper liners.
- Include recipe cards (product name, ingredients, preparation steps and yield) with all baked entries, **and recipe source**.
- Indicate how the recipe was modified to make it healthier.
- An exhibit is: 3 samples of small items (cookies, muffins, cupcakes, rolls, breadsticks, pretzels or similar products); 1/2 of large item (loaf bread, cake, coffee cake or similar products); or whole item if needed to convey appearance of product (pie, turtle-shaped bread or similar products).
- Only a visible sample must remain on display for fair week.
- The recipe may not include alcohol (this does not include vanilla which is a standard ingredient in recipes) as one of the ingredients.
- A recipe can only be entered in one class in the Food and Nutrition section.



Class Number:

01. Healthy Snack

- This may be an actual food exhibit, poster, or may include faux food. The idea is to prepare an example of a healthy snack that you might have yourself or may prepare for friends. Actual food exhibits must be able to be presented without the need of refrigeration. Examples of healthy snacks: veggie platter, smoothie, cheese and crackers, fruit kabobs. Please include a statement that has serving size, and info about the nutritional value of the snack.

02. Packed Lunch

- Entry is to be presented in a lunch box or bag. Display may include photos or pretend food if actual items will not hold up. Include a statement that has the following: a) Dietary needs of the individual that lunch is for (aka: a 3rd grader will require less food than a high school athlete); b) Facilities available for keeping lunch (aka: will this be used on a trail ride? Lunchroom? Do you need a microwave to prepare? etc.); c) Nutritional value of the lunch packed (consider this when you decide what is going in the packed lunch).

03. Menu for a Day

- The menu should include a complete listing of all meals and snacks that would be eaten over a one-day period. A description of individual or family for whom meals are intended must be included. Typed exhibit with photos is recommended, creativity is encouraged.

04. Cookies

- Examples: drop cookies-chocolate chip, applesauce, oatmeal; hand-shaped cookies: peanut butter, snickerdoodles, crinkles, bar cookies: date, pumpkin, brownies, layered fruit or other batter cookie. No frosting; hand-shaped cookies can be rolled in sugar.

05. Muffins

- Plain, whole wheat, cornbread, bran, apple, or other. No toppings.

06. Biscuits or Scones:

- Plain, whole grain, flavored, or other shaped (rolled & cut) biscuits or scones. No toppings.

07. Loaf Bread (not yeast leavened):

- Banana, blueberry, apple, pumpkin, or other bread baked in a loaf pan.

08. Yeast Rolls

- Plain, whole grain, flavored, or other yeast rolls of any shape; does not include fancy rolls with fillings or frosting.

09. Yeast Bread:

- Plain, whole grain, flavored, or other, baked in a loaf pan.

10. Shaped Bread

- An exhibit is any small (such as pretzels or breadsticks), or large (such as animal shaped) hand shaped bread.
 - Plain, whole grain, flavored, or other; does not include fancy yeast breads with fillings or frosting.
11. **Cakes**
- An exhibit will consist of one-half the following: 1) plain cake (spice, chocolate, butter) baked in a pan approximately 8-9" (round or square); or 2) a foam-type cake (angel food, sponge, chiffon) baked in a tube pan, approximately 9-10" or 3) Nutritious cake made with a vegetable or fruit, such as carrot, applesauce, sweet potato, etc. Baked in an appropriate size pan approximately 8-9" round or square or 9-10" tube pan. **No Frosting.** (Cakes with frosting or topping may be entered in *Grown in NY, Heritage Foods* or *International Foods*.)
12. **Cakes with Nutritious Ingredients**
- An exhibit will consist of one-half cake which is made with vegetable or fruit (no fruitcakes), such as carrot, applesauce, beet, sweet potato, cabbage, etc. baked in an appropriate size pan, approximately 8-9" round or square 9-10" tube. In evaluating nutritious cake, more consideration will be given for nutritious ingredients while recognizing the cake will be heavier and moisture content will vary. Unfrosted.
13. **Cake Decorating**
- Frosted and decorated cake or special occasion disposable form or 3 cupcakes for a birthday, anniversary, graduation, etc. Decorations need to be made with a decorator's frosting using decorator's tips. Candies, actual flowers and other decorations can be added to enhance the frosting decorations, not used alone.
14. **Pies**
- A crust pastry
 - Top crust can be latticed or decorative pastry, no crumb toppings. Ex. Apple, blueberry, cherry, etc. Please enter in disposable pie pans 6" or larger. No exhibits requiring refrigeration (cream or custard-based pies, etc.) are allowed.
15. **Tarts or Turnovers**
- 3 items make an exhibit. Ex. Peach tarts, apple turnovers, etc. No exhibits requiring refrigeration are allowed.
16. **Maple Syrup Products**
- An exhibit will consist of homemade maple syrup in a clear glass bottle appropriate for syrup products.
 - A card will be attached to the entry with the process used to make the syrup and the resources of their information.
17. **Heritage Foods and International Foods**
- An exhibit is sample of any baked item associated with customs and traditions of a country or population of the world.
 - Must include: (a) recipe, (b) historical background or context, and (c) traditions associated with preparing, serving, and eating the food.
 - Cookies, muffins, bread, cake, cupcake, coffee cake, pie, or other baked items.
18. **Healthy Recipe Collection**
- An exhibit is at least 6 recipes displayed in a box, notebook, or file folder.
 - May include photos or illustrations that provide needed nutrients while limiting fat and total calories.
 - For each recipe state: (1) relationship of key ingredients to Food Guide Pyramid; (2) nutritional benefit; (3) source of recipe; (4) how well it was liked; (5) any changes you would make in the recipe.
 - All recipes must be collected and made during the current enrollment year.
19. **Heritage Recipe Collection**
- An exhibit is at least 10 recipes (displayed in box, notebook, or file folder; can include photos or illustrations) that depict family or local history.
 - For each recipe state: (1) source of recipe; (2) history related to recipe; (3) traditions related to preparing, serving, and eating the food.
 - For 4 of the 10 recipes, indicate how well it was liked after making it.
 - The collection should represent one or more generations older than you and can be collected from family, friends, or other community sources.
 - All recipes must be collected and at least 4 of the 10 prepared during the current enrollment year.
20. **Dried/Dehydrated Foods**
- Dried food must be displayed in either clear one-half pint zip closure bags or glass jars with tight fitting lids
 - Foods in unapproved containers or more than one year old will be disqualified

- Jars must be labeled (on a separate card, attached to the exhibit). Do not put labels on sides of the jars (this makes it difficult for judges to view the product).
21. **Preserved Foods** - Any processed food, including dried foods will be evaluated on appearance and process used. If there is a concern about food safety, the entry may not be tasted. Process must be described.
- Criteria for Exhibiting Home Canned Foods:
- All canned foods must be processed in standard clear glass canning jars with self-sealing, two piece lids.
 - Each entry will have a label on top of entry with product name and date processed. Attach a separate card with all other required information.
 - Jars must have a vacuum seal. Jars must be exhibited and judged without screw-bands.
 - Jars must be labeled with contents, type of processing (boiling water or pressure), time of process and altitude adjustment (time method of process should agree with USDA/PNW recommendations)
 - Appropriated head space requirements must be followed: Fruit juices – ¼ inch; vegetables – ½ to 1 inch; jams and jellies – ¼ inch; pickles – ½ inch; tomatoes – ½ inch
 - The following entries will be disqualified: a) foods processed and packaged not following current (1989 or later) USDA/PNW recommendations; b) Paraffin sealed jams and jellies; c) Jars with zinc lids; d) Foods – in green glass jars or non-standardized jars; e) Foods that have been improperly processed or packed; f) Jars with more than 2" head space; g) Jars with added color, bleach,
 - Sulfite or other preservatives (for example, baking soda may not be added to green vegetables and acids may not be added to non-pickled foods with the exception of tomatoes and figs).
22. **Pet Treats**
- An exhibit will consist of 3 samples or 1 cup of mixed baked treats for dogs, horses, etc. Will be evaluated on appearance, smell and texture. Include the reason for the treat, such as for your pet, community service project, fundraiser, etc.
23. **Healthy Baked Product / Baking Light**
- Healthy Baked Product - An exhibit is any baked product that is made with less sugar, fat or salt, altered using a sugar or fat substitute or gluten free. The recipe must clearly state ingredients and methods used. An explanation of why you made it healthy, made changes to the recipe or used gluten-free ingredients must be included.
 - Baking Light - An exhibit is sample of any baked product that is made with less fat and total calories by (1) modifying a recipe (include original and revised recipe); (2) using an already modified recipe; (3) making a traditionally low fat product such as angel food cake. The recipe and explanation of why it is low in fat must be included.
 - Cookies, loaf bread, cake, cupcake, coffee cake, muffins, pies or other baked items.
24. **Food Technology Exhibit**
- Exhibit to include a food product prepared using new technology or a non-traditional method (i.e. bread machine, cake baked in convection oven, baked item made in microwave, etc.). Include recipe and why you used this method.

PHOTOGRAPHY

AWARDS: Excellent 4 units; Good 3 units of Money

- **IMPORTANT - TWO** exhibits per class/per exhibitor **with no more than THREE exhibits per exhibitor overall in Photography & Multimedia Design Section.** Youth must select the Photography level that is appropriate to their experience and with the approval of their county educator. Youth may not enter multiple levels in a single year.
- Photography & Multimedia Design exhibits must have been created by the exhibitor as part of a 4-H program or project during the current year and should reflect a meaningful, thoughtful process. It is strongly recommended that youth consult instructional materials for guidance during their project. Options include: National 4-H Council-Approved Photography Curriculum ([2019 Photography Curriculum: Set of 3 – Shop 4-H \(shop4-h.org\)](#)) as well as others. If youth use resources, please include links or listing in your project materials.

LEVELS

- **Selecting Your Levels:** Youth who have never taken a photography project in 4-H should start in Level I. Youth who have been working on photography for several years should work with educators to select the appropriate level.
- **Moving up Levels:** Youth who receive a white or red ribbon in their class should remain in that same level the following year. Youth who receive their first blue ribbon in a level *may* (but are not required) to advance to the next level in the following year. Once a youth has received **two** blue ribbons in a level, they *must* advance to the next level.

CAMERA TYPES & DATA TAGS: Youth are permitted to shoot on film, digital and/or cell phone cameras. The type of camera used must be included in project documentation. Youth may use automatic settings but should be able to find the metadata information on the photo to include in project documentation.

- Exhibit must have additional information (Data Tag) attached to the back of the photo/print. For cell phone photography, downloadable Aps for Data Tags are available.
- **ANDROID:**
<https://play.google.com/store/apps/details?id=net.xnano.android.photoexifeditor>
- **APPLE:**
<https://apps.apple.com/us/app/exif-viewer-lite-by-fluntro/id979066584>

Data Tags include the following information:

- Camera/device used
- Aperture (F-stop)
- Exposure time (shutter speed)
- ISO (film/sensor sensitivity)
- Lighting used (flash, artificial, sunlight, other)
- Photo editing software/application used (required for ALL edits and retouches except for cropping)
- Filters used (lens filters and or digital/software filters)
- **MOUNTING:** Exhibit should be mounted on a sturdy background like mat board or foam core, not in a commercial picture frame (entries will not be accepted under glass or wrapped in plastic) and should be fitted with a device for hanging. Preparation of photo for exhibit should demonstrate good workmanship and use of materials.
- **SIZE:** Photos should be sized between 4" x 6" and 11" x 14".
- **EDITING:** Photo editing is only permitted in the classes designated. Any edited images **must** be accompanied by a thumbnail print of the original image taped to the back of the exhibit and include an explanation of what edits were made and what software was used.

SUPPORTING MATERIALS & ENTRY CARDS

Each participant may bring any extra materials they feel will demonstrate the learning experiences of the current project year but are not required to do so. Equipment to view digital images and or portfolios must be provided by the exhibitor. Be aware that Internet/Wi-Fi service will not be available at the judging site! Images should be contained on your display devices.

All exhibits must be accompanied by an exhibitor entry card and statement. Failure to properly size, identify, mount or enter exhibit into the proper class could result in disqualification at the discretion of the evaluators and/or the evaluation coordinator.

Class Number

01. LEVEL I – BEGINNER A

- Exhibit one matted photo which demonstrates your understanding of a technique you learned from participating in a photography project. On your submission you should identify which technique you were focusing on. **No photo editing is allowed in this class except cropping and red eye removal.**
 - **TECHNIQUES INCLUDE** (but not limited to) SIMPLIFICATION, FILLING A FRAME, RULE OF THIRDS, FRAMING, CONTRAST, LINES AND SHAPES, SYMMETRICAL BALANCE, ASYMMETRICAL BALANCE,

DEPTH AND LAYERING, EXPOSURE, WHITE BALANCE, TRIANGLES, EYE LINES.

02. LEVEL II – BEGINNER B

- A single 8" x 10" still-life photo that demonstrates your understanding of (3) three techniques you have learned from participating in a photography project. **No photo editing is allowed in this class except cropping and red eye removal.**
 - **TECHNIQUES INCLUDE** (but not limited to) SIMPLIFICATION, FILLING A FRAME, RULE OF THIRDS, FRAMING, CONTRAST, LINES AND SHAPES, SYMMETRICAL BALANCE, ASYMMETRICAL BALANCE, DEPTH AND LAYERING, EXPOSURE, WHITE BALANCE, TRIANGLES, EYE LINES.

Youth must have taken Photography Level I or have educator permission to enter this class.

03. LEVEL III – INTERMEDIATE A – PHOTO EDITING

- A single edited photo which demonstrates your understanding of a single editing technique you learned from participating in a photography project. On your submission you must identify which editing technique you were focusing on and what software you used to edit your photo. Include a thumbnail of your original on the back.

Youth must have taken Photography Levels I – II or have educator permission to enter this class.

04. LEVEL IV – INTERMEDIATE B – ADVANCED PHOTO EDITING

- A single edited photo which demonstrates your understanding of combining no less than (2) two editing techniques you learned from participating in a photography project. On your submission you must identify which editing techniques you used and what software you used to edit your photo. Include a thumbnail of your original on the back.

Youth must have taken Photography Levels I – III or have educator permission to enter this class.

05. LEVEL V – ADVANCED – PHOTO STORY/COLLECTION

- A collection of at least five and not more than ten photos that have a connection, a relationship or tell a story. The photos may be edited or unedited and should demonstrate strong understanding of basic photography techniques practiced in levels I-IV. The photos should demonstrate a relationship to one another, whether they represent similar objects, have a theme or tell a story. The photos should be mounted uniformly whether on one mat or individually. Include original thumbnails on the backs if photos are edited and list the techniques you utilized/focused on in the project.

EXAMPLES:

- Select a type of photography (i.e., portrait, wedding, baby, landscape, sports, fashion, etc.) and explore the skills and equipment needed to be successful.
- Create a collection of images illustrating a "picture story" or a "documentary"
- Experiment with a variety of lighting intensities and angles and apply your new knowledge to your photography.
- Learn to see in "Black and White" and explore how removing color changes the mood, focus of attention, or even attractiveness.

- Use a specialized technique, such as selective focusing or enlarging, to change an image's focal point, feel, meaning, etc.
- Learn how to use the manual settings on your camera to your advantage (i.e., nighttime photography).

Youth must have taken Photography Levels I – IV or have educator permission to enter this class.

06. LEVEL VI – GRADUATE – PHOTOGRAPHY PORTFOLIO

All participants in Class E-6 will be expected to bring at least (1) one print for display, mounted at your discretion, illustrating what you consider to be the best representation of your skills in photography along with a portfolio of no less than (8) eight and no more than (12) twelve photos demonstrating your mastery of basic photography techniques learned by completing levels I-V. You may choose to exhibit some edited photos and some unedited photos, and the subjects of the photos do not need to be related. In each photo you will need to identify two strong points and one area that you would like to improve. Other than the one piece you choose to exhibit mounted, you may exhibit the rest mounted in a portfolio.

Youth must have taken Photography Levels I – V or have educator permission to enter this class.

07. PHOTOGRAPHY INNOVATION / OPEN

Demonstrate the skills and knowledge you have gained through the Photography project. **Your exhibit should not fit in the other exhibit options for this project.** The exhibit may include, but isn't limited to, original works, objects, demonstrations, digital presentations, programs, websites, apps, performances, or posters which you have made, and photography is the main subject. You must furnish any equipment you need for your exhibit. Internet service will not be provided. Electronic equipment will only be used during your personal judging time and will not remain on display during the entire exhibit period.

EXAMPLES

- A website you design to display your photography
- A digital presentation on the work of a professional photographer
- A poster illustrating how to do a particular photography technique or use a piece of photography equipment

This class is open to all exhibitors with educator approval. Exhibit must not fit in classes already listed; Level I – IV are encouraged to try something new for Photography Innovation class. It is highly recommended that youth have participated in Levels I - IV previously.

MULTIMEDIA DESIGN

08. VIDEO PROJECT – 4-H THEME

Please note that Evaluators have limited viewing time available. You must provide proper viewing equipment for the evaluations. Do not assume that equipment will be readily available at the State Fair.

- Project can be a 30 second television spot, a documentary demonstrating 4-H activities, a narrative or dramatic group project by 4-H members or an informational presentation promoting 4-H.
- Project to feature a 4-H project or activity or promote 4-H.
- Videos longer than 10 minutes should include a short "preview highlights" as a separate disc or file. ***Please remember that Evaluators have limited viewing time available.***
- Project can be submitted as a DVD or a clearly labeled jump drive. If project is submitted as a computer file, clear instructions for opening and viewing procedures, as well as software requirements should be included in supporting documentation.

- To ensure that the exhibit can be viewed and evaluated at the fair, the exhibitor should make arrangements prior to the fair for necessary hardware (and software if necessary) to be present, accessible and operating at the time of exhibition and evaluation.
- Project will be evaluated on technical quality, organization, creativity and ability to communicate a message.

09. COMPUTER GRAPHIC DESIGN – 4-H THEME

Use a computer graphic design program to create an 8.5 x 11 or 11 x 17 poster that promotes any aspect of 4-H. Programs that can be used include but are not limited to: Adobe InDesign, Illustrator or Photoshop, and Canva. The design must:

- Be computer generated – indicate which software programs you used for design
- Use the official 4-H clover (<https://nys4-h.org/logos-graphics>).
- If using graphics from the internet note source and permission for use

Submissions will be evaluated based on composition, typography, clarity of message, proper use of 4-H logo and imagery and creativity.

10. WEBSITE

- Entry must include web page address (accessible online) program/software used to design website, website outline, and short description of the goals of your site and what it is meant to communicate to the visitor.
- Web Page acknowledges NYS 4-H Youth Development/Cornell Cooperative Extension and other resources (both human and material) that provided the means for learning and skill development necessary to create the web page.

11. MULTIMEDIA DESIGN OPEN CLASS – Any multimedia (video, web, computer-based design) exhibit deemed by the 4-H Educator to be worthwhile that falls outside categories described above, example: Powerpoint Presentations.

PLANT COLLECTIONS

AWARDS: Excellent – 4 Units, Good – 3 Units of Money

Developing a plant collection will help youth to learn to recognize and identify different plant species.

A. Preserved

- Plants must be pressed, dry, mounted and labeled. To press plant material, it is best to use the method described in: Pressed Flower
- Pictures (1982), 141-IB-34 Find at



33<https://ecommons.cornell.edu/bitstream/handle/1813/3267/Pressed%20Flower%20Pictures.pdf;sequence=2> or as described by a person who has experience collecting plant material.

- A clear protective overlay is helpful for many, but not all exhibits.
- Weeds and other specimens mounted green (not pressed) will not be evaluated.
- Collections of plants may be on one side of ONE PIECE of poster board or like material, 22 x 28 inches in size, or in notebook binders with single specimens on pages 8 1/2 x 11 inches.

Class Number:

1. **Leaf, Twig (and fruit, flowers and seed, if possible) of ten or more ornamental trees.**


2. **Leaf, Twig (and fruit, flower and seed, if possible) of ten or more ornamental shrubs.**
3. **Leaf, Twig and Illustration of fruit or nut, of ten or more fruit or nut plants.**
4. **Ten Weeds common to lawns and flowerbeds.**
5. **Ten Annual Flowers**
6. **Ten Perennial Flowers**
7. **Ten Wildflowers**
8. **Ten Seeds** (any single plant type, e.g., 10 ornamentals, 10 fruits, etc.). Clean and dried (not green). Seeds must be harvested by the exhibitor. A list must accompany seeds. List growing conditions required.

B. Horticulture Scrapbook (Collection of plant pictures)

- May be cut from magazines or garden center catalogs, illustrated by your own drawings, photographs or photocopies.
- Write in the front or back of the catalog where your images came from if you did not make them yourself (for example: *Pictures are from W. Atlee Burpee 1998 seed catalog*).
- Each plant should be represented on its own 8 1/2 x 11-inch page.
- Fasten pictures with clear tape, paper glue or rubber cement.
- Pages must be bound in notebook binder.
- Label with common name and brief description. Consult *NY Horticulture Contest Guidelines* for the plants required in each class.
- Beginners must include the 15 plants specified from each group—flowers and indoor plants; ornamentals; fruits and nuts, vegetables.
- Intermediates must include the 30 plants from each group.
- Advanced participants must include all 45 plants from each group.

Class Number:

09. **BEGINNER (1-3 YEARS)**
10. **INTERMEDIATE (3-6 YEARS)**
11. **ADVANCED (5 OR MORE YEARS)**



PLANT EXPERIMENTS

AWARDS: Excellent – 4 Units, Good – 3 Units of Money

The intent of this division is to generate an interest among young people in a science-based approach to horticulture. **Guidelines and suggestions for the exhibitor working with plants:**

Both how you plan your experiment and the final description for your display should include the following sections:

- **Background.** Describe why you did this experiment and why it is important to you and other people?
- **The Question** (or hypothesis). What specific question does your experiment try to answer? For example: "Does watering geraniums with coffee increase their growth?"
- **Methods.** Outline how you did the experiment. Be sure to include:
 - a) **Treatments** - Describe specifically what you are comparing as treatments. Remember that you should have a check treatment (what is usually done) and the 'test' treatment. From the above question: Check = watering with water, and treatment = watering with coffee.
 - b) **Measurements** - Describe what you are measuring (weight, height, etc.) and why. Include observations of the plants over the course of the experiment.
- **Results-**
 - a) What did your measurements tell you about the treatment compared to the check? Was there a difference and if so, why do you think so? Use tables, graphs or pictures to share what you learned.
 - b) What other things did you notice in your observations?
- **Conclusions** - What did you learn? What is important about your results to other people? What would you suggest to someone else, based on what you learned?

THE DISPLAY should be interesting, attractive and neat, so that people will want to stop and learn about what you did. It should:

- Include actual examples of treated and untreated plants, if possible, otherwise use drawings or photographs.
- On sheets of paper, describe your study using the above 5 sections.
- Use big print so that it is easy to read from 3 feet away.
- Glue these sheets, along with any photos or graphs to heavy poster paper (14" x 22" minimum) for display.
- 4-H Fact Sheets are available from your 4-H Extension Educator.
- Consult for project ideas, but do not feel limited to these:
 - "Factors Influencing Seed Germination"
 - "Cultural Experiments in Vegetable Crops"
 - "Propagating Annuals, Perennials and Shrubs from Cuttings, Using a Heat Flat"

"Exploring the World of Plants and Soils"
 "To Tent or Tunnel"
 "Strawberry Yields Forever"

Class Number:

- | | |
|------------------|------------------------|
| 01. Propagation | 04. Cultural Practices |
| 02. Breeding | 05. Miscellaneous |
| 03. Soil Science | |

4-H GARDEN ENTRIES

This division offers an opportunity to display a garden item and gives participants an occasion to show the products of their gardening efforts.

- Exhibit must be grown by the exhibitors in their **individual, family or community gardens**.
- Individual may display **5 entries** in any one class, but each must be a distinctly different variety type.
- Exhibits and awards will be evaluated based on standards below.
- Exhibit must be labeled with correct common name and variety name (i.e., snap beans, Blue Lake; or petunia, Red Picotee). **Otherwise, awards will be downgraded.**

- **Excellent (Blue Ribbon)** - clean; only very minor defects in general appearance; best market size and quality; true to variety characteristics. For exhibits with more than one specimen: not more than 10 percent variation in sizes for fruits and vegetables and cut flowers; only slightly detectable variation, uniform in shape, color and degree of maturity.

- **Good (Red Ribbon)** - clean; slight defects in general appearance; defective and unusable parts should not exceed 5 percent; good market size and quality. Exhibits with more than one specimen: not more than 25 percent variation in sizes for fruits and vegetables and cut flowers; only slightly detectable variation in shape, color and degree of maturity.

- **Worthy (White Ribbon)** - fairly clean; some defects in general appearance; defective and unusable parts should not exceed 10 percent; fair market size and quality. Exhibits with more than one specimen—not more than 100 percent variation in sizes for fruits and vegetables and cut flowers; noticeable variation in shape, color or degree of maturity.

- **No Award** - dirty, serious damage apparent; defective and unusable parts exceed 10 percent; unsatisfactory market size or quality. Exhibits with more than one specimen — more than 100 percent variation in sizes for fruits and vegetables; extreme differences in shape, color or degree of maturity.
Immature vegetables will be taken into consideration for the county growing season at County Fair only (not State Fair).

VEGETABLES

AWARDS: Excellent – 3 Units, Good – 2 Units of Money

Up to 8 different entries may be exhibited in this class from the following:

CLASS 01:

Beans, lima, 6 green pods, edible beans
 Beans, snap, green, 5 pods
 Beans, snap, yellow, 5 pods
 Beans, snap, pole or veining type, 5 pods
 Beans, green shell, 5 pods, any variety including edible soy, Horticultural, Kentucky Wonder
 Beans, dry shelled, 1/2 cup in container, dry field bean variety including mung, adzuki, fava
 Beets, 3, tops trimmed to 1 inch, no green shoulders
 Broccoli, 1 head or bunch of small heads, 5 inches or more in diameter
 Brussels Sprouts, 1 pint basket
 Cabbage, 1 head, 2 to 4 pounds, with 3 to 4 wrapper leaves, any fresh market variety
 Carrots, 3, tops trimmed to 1 inch, no green shoulders
 Cauliflower, 1 head, leaves cut just above head
 Celery, 1 plant, market quality, roots off
 Chard, 1 plant, roots and damaged leaves off
 Chinese Cabbage, 1 head
 Chinese Cabbage, loose leaf, roots off, 1 plant
 Corn, Sweet, 3 ears, husks removed completely, shank trimmed to 1/2 inch, display in transparent bag
 Cucumbers, 2 slicing types, 5 inches or longer, 2 inches or less in

diameter

Cucumbers, 3 pickling type, 3 to 5 inches

Cucumbers, 3 pickling type, less than 3 inches

Dill, bunch of 3 seed heads, tied or in transparent bag

Eggplant, 1 large oval and oblong types such as Black Beauty, Black Magic, Black Enorma, Dusky

Eggplant, 2 small, slender and round types such as Easter Egg, Ichiban, Long Tom, White Beauty

Endive, 1 plant, roots off, good market size

Garlic, 3 bulbs, dried, braided together or tops trimmed to 1 inch, cleaned, not peeled

Herbs, any kind, plant in pot or tied bunch

Kale, 1 plant, roots off

Kohlrabi, 2, tops and tap root trimmed to 2 inches

Leek, 3 large, trimmed

Lettuce, leaf, 1 plant, roots off, good market size

Lettuce, head, 1 plant, roots off, good market size

Muskmelon and honeydew melon, 1 good market quality

Mustard, 1 plant, roots off

Okra, 4, 1 1/2 to 3 inches long

Onions, bulbs, 3 tops trimmed to 1/2 inch, well cured and dried, not peeled

Onions, 4, green bunching type, tops on but trimmed evenly

Parsley, 1 plant, roots off, good market size and quality

Parsnips, 3 tops trimmed to 1 inch

Peas, 5 pods

Peppers, 2, large types such as Bell, Cubanelle, Italian Sweet

Peppers, 3, small types such as Banana, Hungarian Wax, Cherry, Jalapeno

Potatoes, 3 tubers, 5 to 10 ounces

Potatoes, 1 pint basket, salt potato types, 3/4 to 1 1/4 inch diameter

Pumpkin, 1, ripe, any variety

Radish, 4, tops trimmed to 1/2 inch

Rhubarb, 4 stalks, tops trimmed

Rutabaga, 1, tops trimmed off

Shallot, 3, tops trimmed to 1/4 inch, dried, not peeled

Spinach, common, 1/2 pound in transparent bag

Spinach, New Zealand, 1/2 pound, bunch or tender tips 3 to 6 inches, tied or in transparent bag

Squash, summer, 2, young, skin tender, such as zucchini, yellow, scallop

Squash, winter, 1, any large types such as Hubbard, Delicious, Banana

Squash, winter, 2, any small types such as Buttercup, Butternut, Spaghetti, Table Queen, Golden Nugget

Squash, 1, soft and round stem, such as Big Max, Big Moon, Mammoth

Sweet potatoes, 3 roots, any variety

Tomatoes, 2, ripe, stems off, medium and large fruited varieties including Roma types

Tomatoes, cherry ripe, 1 pint basket, stems off, also Presto and small fruited types

Turnips, 2, tops trimmed to 1 inch

Watermelon, 1 mature, market size

A collection of 3 related types, such as 3 varieties of pepper, or 3 vegetables that appear in an ethnic cuisine

Miniature Vegetables, 6 of one type, harvested at small or baby stage

Ornamental Vegetables, 3, such as miniature pumpkins, gourds, decorative corn; ornamental kale (1 specimen)

Heirloom Vegetables, any variety from the Heirloom Garden bulletin, exhibited in same manner as other vegetable classes

Miscellaneous, any other vegetable not listed, display same number of specimens as similar crop listed

CLASS 02:

Vegetable/Fruit Art Creations

- vegetable character
- sculpture
- geometric design
- neatness of assembly
- number of horticulture products used
- imaginative use of plants and plant materials
- overall appearance

GARDEN ENTRIES

AWARDS: Excellent – 3 Units, Good – 2 Units of Money

Class:

01. CUT FLOWERS - Consist of 3 stems with the same color blooms

except as noted.

- Gladiolus - ONE spike with at least 12-inch stem.
- Roses - ONE stem of the type listed.
- Dahlias - THREE blooms of one color, or ONE bloom if over 6 inches.
- Any bloom 6" or larger – show ONE specimen, such as 6" + sunflower or dinner-plate dahlia
- Flowers that do not last as cut flowers (hollyhocks, impatiens, Portulaca, etc.) may not be entered except in container garden.
 - You may provide your own disposable container.

Up to eight different entries may be exhibited in this class from the following:

Aster (annual)

Bachelor Button

Calendula

Carnation

Chrysanthemum (any form)

Cleome

Cosmos

Dahlia

Daisies

Flowering Tobacco

Gladiolus

Larkspur

Marigold

Asiatic Lily (one stem)

Nasturtium

Ornamental Grass (foliage and fully developed seed head)

Pansies

Petunia

Phlox-annual

Rose

Rudbeckia (Coneflowers, Black-eyed Susan)

Snapdragon

Statice (fresh, not dried)

Stock

Strawflower (fresh, not dried)

Sunflowers

Sweet Peas

Viola

Zinnia

Zinnia, large-over 4"

Miscellaneous, any other cut flower not listed, annual or perennial, display the same number of specimens as similar crop listed.

A collection of 6 (six) garden cut flowers, not used in other cut flower entries. One (1) specimen of each variety. Flowers named and variety listed. No wildflowers, weeds or shrubs

02. Indoor Gardening

- List plants and plant materials used.
- All items should follow recommended guides of balance, design proportion and harmony.
- No artificial or plastic plant materials allowed.
- Ribbon and bows as part of the design are allowed.
- Entries must be grown in display prior to June 1 of the current year.
- Dish garden
- Terrarium or closed ecosystem – no endangered species allowed.

03. Indoor Gardening – House Plants

Houseplants must be a single stem or crown in a proportional container. No artificial or plastic plant materials allowed.

Please list plant variety.

Entries must be grown in a display container prior to June 12 of current year.

- Potted house plant - flowering
- Potted house plant - foliage
- Potted house plant - vine
- Potted house plant - hanging container. More than 1 plant accepted.
- Miniature house plant - 2 1/4"-3" pot maximum. (Example, miniature African violet)

04. Container Garden

- No artificial or plastic plant materials allowed.
- Appropriate container and plant combinations
- Please list plant materials & varieties used.
- Entries must be grown in a display container prior to June 1 of the current year.
- Perennial annual, vegetable, ornamentals.
- Theme Gardens only may have some artificial material. These materials should not be a main focus of the exhibit. They should blend in. Plants should be prominent.

05. Floral Design

- List plants used
- Dry or fresh flower corsage in transparent bag
- Table arrangement of live or dry plant material - not over 12" in diameter and under 8" in height
- Holiday decoration of live, dried or natural plant materials - no more than 18" in diameter or 24" long
- Plaque of dried or pressed plant material; includes other craft projects made with *real* plant material (e.g. floral pictures)
- Large arrangement of live or dried plant material – for arrangements over 12" in diameter and over 8" in height
- List ID sources
- No artificial or plastic materials except for ribbons – with the exception of Theme Gardens – see class #4
- Fall arrangements, gourd arrangements and photo stories may be entered in class #8 – Open.

06. Miniature Arrangement

- Arrangement of fresh or dried flowers
- Less than 6" in height and diameter – including container
- List plants used

07. Fruits and Nuts

- Exhibitors must care for all fruits and nuts.
- Nuts grown in the previous year may be entered.

Choose from:

Apples, 2, ripe, any single variety
Apricots, 2, ripe
Blueberries, 1 pint
Cherries, 1 pint basket, with stems, any single variety
Elderberries, attached to cluster, 1/2 quart
Grapes, 1 bunch
Nectarines, 2, ripe
Peaches, 2, ripe
Pears, 2, ripe, with stems, any single variety
Raspberries, 1/2 pint, any single variety
Strawberries, 1 pint, caps on
Other: minor fruits such as quince or persimmon, 3, ripe
Miscellaneous - any fruit not listed, display same number of specimens as similar crop listed
Nuts, all-ripe, dry, unshelled, 1 pint, any single variety
A collection of 2 types, such as 2 different varieties of apples

08. Open Class Exhibits

- Exhibits deemed worthwhile but fall outside the categories described above. The decision to bring such exhibits is left to the discretion of the Extension Educator.
- List plants and varieties used.
- Exhibits will be judged according to similar project criteria.

HORTICULTURAL METHODS

AWARDS: Excellent – 3 Units, Good – 2 Units of Money

This division gives young people an interesting, different approach to growing plants. This enhances gardening skills and encourages the participant to think creatively.

- Because of the difficulty of reproducing some of the horticultural methods for exhibiting purposes, a poster or poster series format may be used.
- Use heavy poster paper (14" x 22" minimum) as a background.
- Glue or tape photos and diagrams, along with sheets of white paper that include your description within these sections: 1) *introduction*, 2) *growing method used*, 3) *what you learned or discovered*.
- Instead of a poster, an exhibit of the method itself (such as a small hydroponics set-up) can be displayed.
- For ideas and information consult the State Fair Website – competitions-youth building.

Class Number:

01. Hydroponic Gardening
02. Season Extender Methods
03. Container Gardening
04. Miscellaneous – Any Horticultural Methods not listed

LANDSCAPE PICTURES & PLANS

AWARDS: Excellent – 3 Units, Good – 2 Units of Money

This division is a category in which youth can display what they have learned about the elements of design and how plants can be grouped effectively for ornamental or edible purposes. It also offers an opportunity to display their

garden record keeping.

- All collections, pictures and plans will be enhanced by a clear, protective overlay.
- Markers, colored pencils or paints may be used to embellish the landscape plan.

Class Number:

01. Home Grounds Landscape Photographic Album

- Must have at least six "before" and six "after" pictures of current year's work.

02. Plan or Map of Home Grounds

- Drawn to scale. Show things as they were at the beginning of the project.
- A second map, with suitable and necessary notes, showing changes and improvements made.
- In different colors, show changes and improvements yet to be made. Indicate direction north on plan.
- See "Young People's Guide to Landscaping."

03. Plan or Map of Apartment Dwelling

- Drawn to scale, showing grounds as they are currently.
- A second map, showing proposed changes that would improve existing grounds.
- Where ground space is unavailable, a terrace or porch garden of containerized plants can be depicted.
- Indicate direction north on plan.

04. Plan of Annual and or Perennial Flower Garden

- Show varieties, name, placement, height and color.
- Use a scale no smaller than 1 inch equals 4 feet.
- Indicate direction north on plan.

05. Plan of Home Orchard (tree fruit and/or berry crops)

- Show varieties, name, placement, height and time of fruiting.
- Use a scale no smaller than 1 inch equals 4 feet.
- Exhibit only current year's work.
- Indicate direction north on plan.

06. Plan of Home Vegetable Garden

- Show varieties, name, placement, height and approximate harvest times.
- Succession of plants may be indicated by a tracing paper overlay.
- Use a scale no smaller than 1-inch equals 4 feet.
- Indicate direction north.

07. Plan of Community Service Beautification Project.

- List plants chosen and varieties.
- List reason for selection
- Garden design sketch, including lay-out, dimensions, and spacing
- Indicate direction north
- Photos showing before and after are helpful.

FIELD CROPS

AWARDS: Excellent – 4 Units, Good – 3 Units of Money

01. Field Crops

- Sample of hay must be well cured, not moist.
- Grasses, legumes, and silage crops will be judged on the basis of their values as forage or silage.
- Exhibits should be displayed in either tightly packed, clean baskets or slice of bale with approximate dimension 8x10x14, or as described.

Varieties Listed:

- Oats – 1 peck
- Wheat – 1 peck
- Any other small grains
- Field corn – 3 ears
- Haylage – quart jar with mixture names on entry
- Corn silage – quart jar with mixture names on entry
- Alfalfa
- Clover
- Birdsfoot trefoil
- Timothy
- Mixed hay – state mixture on entry
- Feeds suitable for 4-H animal projects. Project must be specified, feed
- sampler attractively displayed on a board. Nutritional value and use of each sample must be described.

ENVIRONMENTAL Ed./NATURAL RESOURCES

AWARDS: Excellent – 3 Units, Good – 2 Units of Money

- Only one entry per class.

- **Include a project story (essay) on a separate sheet stating (required)**
 - Why your project was interesting to you
 - Its relevance to natural resources and environmental education
 - Detailed information you learned. For example, if you build a bluebird box, explain what about the box makes it a good home for bluebirds, or observations/plans you might have to learn about bluebird behavior. Also, describe how the project will be used.
- **If the project story does not accompany the exhibit, the exhibit will not receive a maximum grade.**
- Exhibits showing processes, products, skill development, and relevance to environmental/natural resource issues are strongly encouraged. **Overly simplistic or non-interpretive exhibits will receive less recognition.**
- Exhibits will be evaluated on the basis of their content, quality of expression and presentation. Creativity is encouraged as is display of materials showing observational skills, e.g. journals or sketchbooks. Age, experience and standards listed in appropriate 4-H publications will be included in the judging criteria.

Class Number:

01. Environmental Education

- **Nature Trails** - e.g. Display of 4-H constructed nature trail or observation made along another nature trail.
- **Geology** - Simple collections must include the specimen's names, dates of collection, specific site(s) of collection (distance and direction to nearest town, county, state or province) and collector's name for 15 specimens. Inclusion of field journals is strongly encouraged, and identification criteria must be completely and clearly defined. Exhibits showing evolutionary histories, adaptations of fossil organisms, vertical or horizontal studies of strata, or similar studies are encouraged.
- **Field Identification Projects** - ***Please note that wildflowers are evaluated in Section 51 – Horticulture; Fungi in Section 59 - Plant Pathology; and Insects in Section 60 - Entomology.*** Collections of preserved specimens, photographs or sketches properly labeled and showing identification criteria may be displayed for any habitat in New York. Consult your local Department of Environmental Conservation for guidelines and permission in collecting specimens from the wild. Consult *Field Guides Made Easy* for additional activities and ideas.
- **County or Self-initiated Projects** - that relate to environmental education. Examples include but are not limited to: interpretation of aerial photographs; vegetation maps; plant adaptations; demonstrations of ecological principles; or computer models like GIS. Transfer of display ideas and concepts from other project areas is encouraged.

02. Fisheries and Aquatic Resources

- **Fisheries and Aquatic Resource Exhibits** - may be displays or records of any related activity including but not limited to fishing techniques, aquatic sampling methods, aquatic insect ecology, habitat improvement or fisheries management and biology. Other fishing projects may be found in 4-H Publications.
- **Water Monitoring** - project ideas may be found in *Water Worlds, Water Wise, Pond & Stream Safari*.
- **County or Self-initiated Projects** - related to fish or fishing, including mariculture, aquaculture, commercial fisheries, sport fisheries or related equipment, skills or observations.

03. Forestry

- Displays and presentations may be based upon, but are not limited to, the following projects: *Know Your Trees, Timber Management for Small Woodlands (IB 180); Wildlife and Timber from Private Lands: A Landowners Guide to Planning (IB 193); Woods of New York, Trees: Dead or Alive, Know Your Tree Diseases*, "Maple Syrup Production for the Beginner," and other forestry exhibits based upon national, regional, county or self-initiated projects.

04. Resource-Based Recreation

- **Shooting Sports** – any exhibit or record based upon content of the NYS Shooting Sports Programs or any of the New York State DEC certification programs.
- **Other Outdoor Recreation** - Exhibits based upon related outdoor recreation activities, e.g. orienteering, cross-country skiing, snowshoeing, wilderness camping, or outdoor cookery.

05. Wildlife

- **Bird Study** - Consult "Bluebirds of New York," *Birds of Prey, Introduction to Bird Study*, or any other bird materials for exhibit ideas. **Please note, if a birdhouse is completed as a Wood Science project, it should be entered in Section 61, Class 1.**

- **Habitat Improvement** - Consult *Wildlife Habitat Enhancement, Enhancement of Wildlife on Private Land, Managing Small Woodlots for Wildlife* for exhibit ideas.
- **Trapping Furbearers** - Exhibits based upon the NYS DEC Trapper Training Program are acceptable, as are displays of equipment, pelt preparation, and discussions of the role of trapping in wildlife management.
- **Other Wildlife Projects** – Exhibits based upon New York's wildlife resources, *Environmental Awareness: Wildlife, Managing Small Woodlots for Wildlife; Wildlife Discovery, New York's Wildlife Resources (fact sheets), and Wildlife in Today's Landscapes*. County projects or self-initiated projects are acceptable. A good source for a potential project is the 4-H Forestry and Wildlife Invitational.

06. Reuse and Recycling

- Exhibits based on recycling or composting projects in the home or community.
- Clothing, crafts and other items created using post-consumer waste materials. Consult *Composting: Wastes to Resources; Wastewise; Woody's Resource Goldmine, Recycling in Your School Makes Good Sense; or Recycling: Mining Resources From Trash, or Composting in the Classroom* for exhibit ideas.

PLANT PATHOLOGY

AWARDS: Excellent – 3 Units, Good – 2 Units of Money

CLASS NUMBER:

01. Leafspot Collection Booklets or Plant Pathology Exhibits

- As described in *Know Your Plant's Disease*, and *Know Your Tree Diseases*, leaf disease notebooks or diseased plant specimens in Riker mounts may be exhibited.
- Other plant pathology exhibits based upon regional, county or self-initiated projects, or other exhibit ideas.

02. Vegetable Insect and Disease Control

- Must exhibit a 4-H member's experience in and knowledge of this subject matter. Exhibits derived from these projects should include one of the following:
 - A) A display of preserved plant specimens**
 - Pressed, dried or otherwise preserved in as life-like form as possible exhibiting symptoms of insect injury or plant disease.
 - Where possible, the insect, which caused injury, should be properly mounted and included in the display.
 - All specimens should be labeled as follows: vegetable name; insect or plant disease name; date specimen collected; collector's name and county.
 - At least fifteen plant specimens should be included, depicting different insect or disease problems. Evaluation will be primarily weighted toward originality of display.
 - B) A poster display showing the layout of your garden and indicating specific steps taken to manage pests within the past year or two.**
 - A record book may be presented indicating dates on which problems were observed, treatments were utilized and observations were made as to the effectiveness of these treatments.
 - This poster should attempt to teach those who examine it the principles of pest management.
 - Photographs, drawings and other visual aids may be used.
 - Evaluation will be based on the member's understanding of the subject and effectiveness of the poster as a teaching aid.

- 03. **Fun With Fungi - Fungus Collections** must have a minimum of 12 distinctly different kinds of fungi (at least one gill fungus, one pore fungus and one bracket fungus). For full credit the dried collections should contain spring, summer and autumn specimens and be labeled in the manner described in *Fun with Fungi*. Displays should attempt to exhibit knowledge gained about fungi and their role in the environment. Collection boxes should have removable covers to allow close examination of each specimen during judging.

- **Photo Exhibits** - Photographs of fungi may be displayed according to the General Information in the Visual Arts Section. Fungi in photos must be identified by their common name and/or scientific name. Include with the title or caption the date and location of the photo.

Suggestions include:

- a) Photograph of a single fungus or group of fungi.
- b) A collection of three or more photographs of different fungi.

- c) 4 close-up photographs, taken hours, days or weeks apart, showing the growth and development of the same mushroom.
- d) 3 photographs taken one each during spring, summer and fall or 4 photographs including one in winter.

ENTOMOLOGY

AWARDS: Excellent – 3 Units, Good – 2 Units of Money

GENERAL INSECT COLLECTIONS

- Insect specimens must be properly mounted and displayed and have complete collection data.
- Suggested display case described in 4-H Entomology Project Guide (available through your Extension 4-H Educator) or museum size insect drawers or polystyrene insect cases covered with clear plastic sheets.
- Exhibits incorrectly prepared will not be evaluated.

Class Number:

01. FIRST YEAR PROJECT EXHIBITS

- Must include a minimum of 20 specimens representing 5 insect orders.
- Classification need not be taken further than *order* names.
- Insects should be pinned properly and the wings of all butterflies and moths must be spread.

02. SECOND YEAR PROJECT EXHIBITS

- Must include a minimum of 40 specimens representing 9 insect orders.
- Twenty specimens must have been collected during the current year.
- Twenty specimens must also be identified to common name with the name written on a label and pinned separately near the specimen (easily visible, to aid in judging) as shown in the sketch below:
- Addition of scientific names is optional in this class.
- Insects should be pinned properly and the wings of all butterflies and moths must be spread and at least one small insect must be mounted on a point or minuten pin.

03. THIRD YEAR PROJECT EXHIBITS

- Must include a minimum of 60 specimens representing 12 orders.
- Thirty specimens must have been collected during the current year.
- Thirty specimens must be identified to common name.
- At least 5 specimens (representing at least five families) must be identified to family.
- Scientific names (genus and species) should be included wherever possible, although insects from some orders will be difficult to identify to this level; common names should be placed on a separate label pinned near the specimen as in Class No. 2.
- Insects should be pinned properly and the wings of all butterflies and moths must be spread and at least two small insects must be mounted on points or minuten pins.

04. FOURTH YEAR (AND BEYOND) PROJECT EXHIBITS

- Must consist of general collections.
- Must include 80 specimens representing at least 12 orders.
- Forty specimens must have been collected during the current year.
- Forty specimens must be identified to common name.
- At least 10 specimens (representing at least 10 families) must be identified to their family. Scientific names should be included wherever possible. Common names should be placed on a separate label, pinned near the specimen as in Class No. 2.
- Proper mounting (pinned properly, wings of Lepidoptera spread, two small insects on points or minuten pins) will be strongly emphasized.

ADVANCED INSECT COLLECTIONS

- For advanced collections Riker mounts may also be used.
- Complete collection data should accompany all exhibits (where collected, date, and by whom?); can be placed on the back of exhibit as long as the evaluator can tell which label goes with each specimen.
- If you exchange specimens, label as completely as possible, giving location (country, state or province, nearest town), date collected; name of collector; plus any ecological information available such as plant or insect host, habitat, etc.
- Imagination and individuality are encouraged.
- The rules for mounting, as set up for general collections, do not have to be followed, if, by doing so, the advanced collection can be enhanced. The scientific aspects and educational value, appearance, quality and arrangement will be evaluated.
- Additional statement should contain educational value to you (what you learned) as well as what you see the educational value to others to be.

Class Number:

05. ADVANCED COLLECTIONS

- Usually 3rd and higher year projects. However, 1st through 3rd year members can enter in this class as long as all project requirements are completed.
- Life cycle collections - minimum 4 species
- Single order collections - minimum 20 specimens, 5 families except Coleoptera – minimum 30 specimens, 5 families
- Collections of insects found on or in specific habitats such as ponds, streams, pine barrens, bogs, etc. - minimum 15 specimens, 3 orders.
- Collection of insects from a specific type of garden such as vegetable, flower, landscape planting (may include pests and beneficial insects where applicable) – minimum 15 specimens, 3 orders.
- Insect galls - minimum 15 specimens
- Insects and diseases of vegetables - enter under Division, Plant Pathology.
- Collections of leaves containing leaf mining insects - minimum 10 specimens
- Collections of insects that feed upon or annoy domestic animals and pets - minimum 12 specimens.
- Insects collected from a single kind of plant, e.g. oak trees, shrubs, flowers - minimum 10 specimens
- Collection of insects - damaged leaves, twigs and wood (identify insects to order and plants to common name) - minimum 10 specimens
- Special study of one insect species. Honeybee exhibits may be entered here. See Exhibits of Living Insects for live exhibits.
- A general regional insect collection for eventual donation to a museum.
- Collections of butterfly parasites, insect eggs, camouflage & others – minimum 10 specimens
- Others are described in 4-H Entomology Project Guides

06. PHOTO SLIDE COLLECTIONS

- Pictures must be on 2" x 2" slides.
- Minimum of 5 slides; maximum of 10.
- Slide subjects must be identified by common or Latin name.



07. SINGLE COLLECTIONS PREPARED BY THE COMBINED EFFORTS OF A CLUB

- May be any kind of insect collection or may represent a group activity that can be presented as an exhibit.
- Regional insect collections prepared for eventual donation to a museum may be entered in this class if prepared by more than one person.
- Evaluation will be based on number of members and completeness of exhibit.

08. LIVING INSECT EXHIBIT

- Exhibits must convey an educational message to the public and/or the educational opportunities in 4-H work in the field of Entomology.
- County 4-H staff must approve the exhibit prior to county fair
- Possible exhibits including living adult butterflies, butterfly chrysalides from which the adults are emerging, caterpillars, ant farms and aquatic insects in water tanks.
- Showing of a living exhibit requires that the exhibitor be on hand to care for the needs of his or her exhibit daily.
- Exhibits will be evaluated on: educational value; appearance; quality and arrangement.

SCIENCE, TECHNOLOGY, ENGINEERING & MATHEMATICS

AWARDS: Excellent – 4 Units, Good – 3 Units of Money

- Articles in this exhibit must have been made and selected according to 4-H standards during the current project year.
- Class 1 may have up to 10 entries
- Class 2–8 may have up to 3 entries in each class
- No stick craft accepted.

Class Number:

01. WOOD SCIENCE PROJECT

Hand Tool Division:

- Article made in a Wood Science Project that was cut out, assembled and finished with hand tools only.

Power Tool Division:

- Article made in a Wood Science Project that has been partially or totally completed with power tools.

Kit Division:

- Article made in a Wood Science Project that is made from materials precut by an outside resource (i.e., 4-H office, commercial supplier or woodworking leader) but is assembled and finished by the exhibitor.
- Judges will place emphasis on the quality of workmanship performed by exhibitor.

Note: Birdhouses entered in Class 1 will be evaluated under Wood Science standards. An explanation of the project and its relevance to natural resources and environmental education must be included. If appropriate the evaluators may move the birdhouse to the wildlife class under the Environmental Education Section. **Projects involving both woodworking and electrical tasks should be entered in Class 4 – Electrical Science Projects. The project will be evaluated on the merits of both.**

02. Reclaimed Lumber * New * – Must state the origin of lumber/wood used.

Project will be evaluated according to woodworking standards.

03. Recycled Wood Projects * New* – made from pre-existing items made into a new usable form. (ex: a bed headboard into a bench). Project will be evaluated according to woodworking standards.

Class Number:

04. ELECTRICAL SCIENCE PROJECTS

Electric Division:

- Articles made in an Electric Project, such as a trouble lamp, test lamp, portable bench light, extension cords, pin-up or study lamp, or the rewiring of an old lamp is acceptable.
- Plug caps without terminal screws used on the electrical items show little if any skill on the part of the exhibitor and will be judged on that basis. (Tension restraint device must be in place, i.e. underwriters' knot, etc.).
- Lamps without bulbs or shades will not be considered complete and will not be accepted for exhibit.
- Projects involving both woodworking and electrical tasks will be evaluated on the merits of both.

Electronics Division:

- Article made in an Electric Project utilizing principles and construction procedures relating to electronics is acceptable.
- Projects will be evaluated on the basis of soldering and connection techniques, neatness of assembly and other assembly procedures for electronic projects.
- Projects must be hand wired and no breadboard kits will be accepted.
- Project must be operable (i.e. contain all necessary batteries).
- In addition, include a short explanation of why or how the exhibit works and what use it has.

05. EDUCATIONAL DISPLAYS (Ag. Engineering, Handyman, Electricity)

A series of posters (at least 14" x 22") and/or a 3-dimensional exhibit related to an engineering science project.

- Display should be self-explanatory through use of signs or labels and limited to approximately card table size.
- Topics may include such things as engine parts or bicycle parts display boards, electric circuit boards, electric quiz games, computer project display, and safety rules for bicycling or working in a wood shop or with electricity.
- Entry will be evaluated on the purpose or principal idea, effectiveness in illustrating one idea, appearance, arrangement and description of the display.
- Exhibits must be self-explanatory.

06. ROCKET PROGRAM

Junior Division:

- Any rocket made in a Rocket Program either from a kit or non-kit materials and totally assembled and finished by a **youth 13 years of age or younger.**
- Evaluators will place emphasis on proper kit assembly and finishing.

Senior Division:

- Any rocket made from non-kit materials and totally constructed and finished by a **youth 14 years and older.**
- Emphasis placed on proper construction techniques and finished product.
- Kits may be used when incorporated with other materials to meet the requirements of an Educational Display as outlined in Class No. 4.

07. COMPUTER SCIENCE

General Information: All exhibits must include something visual, such as a poster or printed copy of a digital presentation, which will remain on

display during the exhibition. Electronic equipment will only be used during judging time and will not remain on display during the entire exhibit period. Programs available online (such as Scratch) should include a link to the specific project youth have created.

1. Beginning Programming - Exhibit a simple program using Scratch (or other simple graphic programming language). The program should include 8 different commands including looping and getting input from the keyboard and mouse.
2. Intermediate Programming - Exhibit a program using Scratch (or other simple graphic programming) that you have downloaded from the internet and modified. Compare the two programs and demonstrate the changes you made to the original program; OR create an animated storybook or video game using Scratch (or other simple graphical programming language).
3. Advance Programming - Exhibit an original program using a higher-level programming language such as Python, Javascript, C++, etc.
4. App Development – Exhibit an original mobile app. Describe the purpose of the app and what inspired you to create it.

08. 3D PRINTING

General Information: 3D printing uses plastic or other materials to build a 3-dimensional object from a digital design. Youth may use original designs or someone else's they have re-designed in a unique way. Youth must bring their finished printed object (we cannot print objects at Fair).

Exhibits will be judged based on the complexity of the design and shape.

Must include the following:

- a. Software used to create 3D design.
- b. Design or, if using a redesign, the original design and the youth's design with changes.
- c. Orientation that the object was printed.

- **3D Prototypes** – 3D objects printed as part of the design process for robot or other engineering project. Must include a statement of what design question the prototype was supposed to answer and what was learned from the prototype.
- **3D Unique Objects** – 3D objects printed for their own sake. May be an art design, tool, or other object.

09. RELATED ENGINEERING SCIENCE PROJECTS (4-H Handyman)

- Any article made as a part of a directly related Engineering Science project - not included in Class 1 - 5., such as metalworking, cardboard carpentry, safety items, saddle bags (horse), dog leash (dog obedience), feed boards, knot boards (animal science), etc.
- Kits not acceptable for members 14 years and over.

10. MAKER/TINKER

General Information: An excellent project either solves a problem or creates something new. These projects invent, build or experiment on ideas and include science, technology, engineering, art and math (STEAM) principles.

All exhibits must include something visual which will remain on display during the exhibition. Maker/Tinker projects should communicate what problem is being solved or what new idea was created. Include a brief description of the exhibit that shows how the project used materials to create something that is a contemporary, useful, and unique design. It is also important to explain what skills were developed while creating the product. Expensive electronic or other equipment will only be used during judging time and will not remain on display during the entire exhibit period.

1. **Maker/Tinker Invention Beginner** - Exhibits should display how youth used the design process to bring their idea and invention to life. Exhibit may be the item the youth has created or a notebook, poster or other display that depicts their project. Inventions may include elements from kits such as Arduino or Little Bits. Computer coding may be written by the exhibitor or someone else's code the exhibitor has modified. Exhibitor should cite the sources of any designs or codes they tinkered with to create their invention. Examples might include re-programming a toy to do something different or adding circuitry (lights, sounds, etc.) to an existing item like a sweater. Ideas can be found at sites like <http://makezine.com/>, <http://www.instructables.com/>, <http://makered.org/youngmakers/>, <http://tinkering.exploratorium.edu/>.
2. **Maker/Tinker Invention Advanced** – Exhibits should display how youth used the design process to bring their idea and invention to life. Exhibit may be the item the youth has created or a notebook, poster or other display that depicts their project. Inventions may include elements from kits such as Arduino or Little Bits. Designs and computer coding may be created by the exhibitor.
3. **Junk Drawer Robotics** – All exhibits should be original designs made

with everyday objects and materials. Exhibits with purchased kits will not be accepted. Robots should be designed to carry out a series of at least 3 actions automatically to accomplish a task. Examples are included in the r-H Junk Drawer Robotics curriculum or Rube Goldberg Machine contests.

11. GEOSPATIAL SCIENCE

- Exhibits that show skills and knowledge learned through 4-H GPS and GIS projects.
- 1. GIS Maps: Maps made using ESRI (Environmental Systems Research Institute, Inc.) Arc GIS software or other mapping software. Criteria and Guidelines for Community Mapping Projects can be found on NYS 4-H web page:
<http://nys4h.cce.cornell.edu/about%20us/Pages/4-HGeospatialScience.aspx> GIS map exhibits may be selected for display competition sponsored by NIFA and National Geographic Society.
- 2. GIS or GPS Project or activity: may be undertaken by individual or group. Exhibit may be in form of project record book, photo documentation, video, CD, DVD, etc.... Exhibit must include project report documenting statements of purpose and outcome of project activity.
- 3. Story or Outline of a 4-H GIS or GPS Project: including photos, purpose of activity and summary of results.
- 4. Community Service/Youth Community Action Mapping Project: a mapping or GPS project built around a specific community issue or project.
- 5. Educational Poster Exhibit displaying 4-H GPS or GIS activities.
- 6. Public Presentation on 4-H and Geospatial Sciences.

12. RENEWABLE AND SUSTAINABLE ENERGY AND CLIMATE CHANGE

- Educational exhibits/display(s) describing your 4-H project work done in areas of Renewable Energy (solar, wind, geothermal, biofuels, hydro-electric); Energy Conservation (home, school, community); Tracking (or studying) Climate Change; Activities/Studies related to managing "Carbon Footprints" in environment. Exhibits may consist of stationary or working models, posters, photo story/display or electronic media. Electronic media must be submitted on a storage device like a CD or flash drive. Information must be included on media to indicate method of viewing entry. A short description of what was undertaken in the project, your experience and what you learned through project must be included. This can be included in the entry itself or on the Exhibitor Information card. Note: some energy exhibits may fit in other classes – select only one class to enter your exhibit.
- 1. Renewable and Sustainable Energy
- 2. Climate Change

The fastest and easiest way to enter is online.

<http://lewiscountyfair-ny.fairentry.com>

Remember to check our website for the most up to date information.

www.lewiscountyfair.org

DEPT A - HORSES

Betty Ann Woodard - SUPERINTENDENT

ALL EXHIBITORS MUST NOTIFY THE SUPERINTENDENT IF THEY EXPECT TO EXHIBIT NOT LATER THAN JULY 1ST.

**Call Betty Ann Woodard at 315- 493-0987 OR
Shawna Seelman 315-527-7722**

1. All exhibitors must furnish their own hay, grain, bedding, and stall equipment, or ties.
(Dept. 1 will be open to Lewis and all adjoining counties.)
2. All horse's to be on grounds Monday by 9:00 p.m.
3. All classes subject to change by superintendent or directors.
4. Contestants may enter as many classes as they like.
5. Classes 15-16-17 walk trot exhibitor 18 yr. & under
6. Helmets to be worn by age 18 as of Jan. 1st.
7. Classes lacking 3 entries will be combined or cancelled.
8. Classes 1-6 to be shown on halter.
9. **Entry Fees – 10 % of 1st premium, unless noted otherwise.**
10. Walk trot 18 yr. and under
11. Walk trot to show only walk trot classes
12. Contestants & horses must be at fair all week to show in this horse show.
13. Leadline age – 5 & 6 years old as of January 1st.
14. Handlers must be an adult

DEPT A - DIVISION 101- SADDLE HORSES AND PONIES

FRIDAY at 9:00 a.m.

Juniors - under 18 and under as of January 1st

Seniors - 18 and over as of January 1st

Premium (unless otherwise noted)	1st \$20	2nd \$15	3rd \$10	4th \$5
---	---------------------------	---------------------------	---------------------------	--------------------------

Class

01. Registered Saddle Mares, Horse
02. Registered Saddle Geldings, Horse
03. Non-Registered Mare, Horse
04. Non-Registered Gelding, Horse
05. Mare & Foal
06. Pony Halter
07. Leadline walk Ribbon Ribbon
08. Leadline walk trot Ribbon Ribbon
09. Pony Pleasure
10. Pony English Equitation
11. Sr. English Equitation, Horse
12. Jr. English Equitation, Horse
13. Sr. English Pleasure, Horse
14. Jr. English Pleasure, Horse
15. Walk trot pleasure
16. Walk trot Equitation

LUNCH

17. Walk trot Trail
18. Sr. Trail
19. Jr. Trail
20. Pony Trail
21. Sr. Command, Horse
22. Jr. Command, Horse
23. Pony Command
24. Sr. Golf Ball Pleasure
25. Jr. Golf Ball Pleasure
26. Sr. Western Pleasure, Horse
27. Jr. Western Pleasure, Horse
28. Sr. Western Horsemanship, Horse
29. Jr. Western Horsemanship, Horse
30. Pony Western Horsemanship
31. Straight line Barrel
32. Pole Bending
33. Stake in Barrel
34. Cloverleaf
35. Keyhole

DEPT A - DIVISION 102 – HEAVY AND LIGHT DRAFT HORSES

- Draft horses are to be in place Thursday by 9:00 AM to show at 9:30 AM.
- Classes 1-18 to be shown on halter.
- All hitch classes are to show with scotch collar's and 5th wheel wagons.
- Farm team's not to show in other hitch classes.
- Youth, 18 & under to be accompanied by adult when showing.
- Entry Fees – 10 % of 1st premium (payable with entries)**
- All entries final. No refund of entry fees.
- Youth must show in youth classes only.

<u>Premium</u>	<u>1st</u>	<u>2nd</u>	<u>3rd</u>	<u>4th</u>
	\$10	\$6	\$4	\$2
(unless otherwise noted)				

Class

- Mare, 4 years and over
- Mare, 3 years
- Mare, 2 years
- Mare, 1 year
- Foal born after Jan. 1st
- Brood Mare w/ foal by side

☺ **AWARD: Champion Mare**

- Gelding, 4 years & over
- Gelding, 3 years
- Gelding, 2 years
- Open Stallion

☺ **AWARD: Champion Gelding**

☺ **AWARD: Grand Champion Draft** (Mare, gelding, and stallion)

- Draft Pony Mare
- Draft Pony Gelding

☺ **AWARD: Grand Champion Pony Draft** (Mare, gelding, stallion)

- Youth Showmanship 14 yrs. & under
- Youth Showmanship 15-18 yrs.

15. Farm Team, Youth (Fore Cart course)	20.00	15.00	10.00	5.00
16. Mens Draft Pony Cart Scotch collars				
17. Ladies Draft Pony Cart Scotch collars				
18. Youth Draft Pony Cart Scotch collars				
19. Men's Cart	20.00	15.00	10.00	5.00
20. Ladies Cart	20.00	15.00	10.00	5.00
21. Youth Cart	20.00	15.00	10.00	5.00
22. Farm Team (Fore cart course)	20.00	15.00	10.00	5.00
23. Men's Team	20.00	15.00	10.00	5.00
24. Ladies Team	20.00	15.00	10.00	5.00
25. Unicorn Draft Pony	20.00	15.00	10.00	5.00
26. Unicorn class	20.00	15.00	10.00	5.00
27. Men's Pony Team	20.00	15.00	10.00	5.00
28. Farm Team (obst. course driving)	20.00	15.00	10.00	5.00
29. Four Horse Draft Pony	50.00	30.00	20.00	10.00
30. 4 Horse Hitch	20.00	15.00	10.00	5.00
31. Farm Team (Log Skid youth)	20.00	15.00	10.00	5.00
32. Farm Team (Log Skid)	20.00	15.00	10.00	5.00

☺ **AWARD: Teamster of the Day** **Wayne Woodard Memorial**

DEPT A - DIVISION 103 - LEWIS COUNTY FAIR OPEN HORSE SHOW

Lowville, NY - Saturday July 22 – 9:00 am Sharp

RULES:

1. Decision of the judge is final.
2. Jr.'s age as of January 1: 18 & under
3. Helmets to be worn for 18 & under
4. Classes lacking 3 entries will be canceled or combined.
5. No stallions in Jr. classes.
6. No entry fees refunded.
7. Walk-Trot only in walk trot classes
8. All entries final. No refund of entry fees.

**** Everyone shows at their own risk. The show committee assumes no responsibility for accidents to horses, riders, or vehicles.**

Pre-Entry Fee is \$5.00 per class when paid in full by Wednesday July 19, 2023, at 9:00 p.m.

Post-Entry Fee is \$7.50 per class when paid in full after Wednesday July 19, 2023, 9:00 p.m. and before beginning of show.

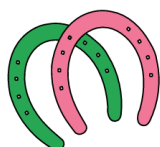
<u>Premium</u>	<u>1st</u>	<u>2nd</u>	<u>3rd</u>	<u>4th</u>
	\$20	\$15	\$10	\$5
	(unless otherwise noted)			

Class:

01. Walk Trot Showmanship
02. Jr. Fitting and Showmanship
03. Sr. Fitting and Showmanship
04. Ranch Showmanship
05. Halter- 2 years and under
06. Western Halter-Horse
07. English Halter- Horse
08. Halter Pony
09. Ranch Halter
10. Jr. English Equitation (**Trophy**)
11. Sr. English Equitation
12. Ranch Equitation
13. Novice English Pleasure
14. Jr. English Pleasure
15. Sr. English Pleasure
16. Ranch Pleasure
17. Hunter under saddle (no jumps)
18. Walk trot Equitation, English or Western
19. Walk trot Pleasure, English or Western

20. Walk trot trail
21. Jr. Trail
22. Sr. Trail
23. Ranch Trail
24. Lead line walk (ribbon only)
25. Leadline walk trot (ribbon only)
26. Jr. Command
27. Sr. Command
28. Pony Command
29. Registered Pleasure (Jr. Horse)
30. Ranch Riding pattern
31. Jr. Western Horsemanship (**Trophy**)
32. Sr. Western Horsemanship
33. Jr. Western Pleasure
34. Sr. Western Pleasure
35. Registered Pleasure (Sr. horse)
36. Texas T
37. Quadrangle Barrels
38. Cloverleaf
39. Keyhole Race

- - - Intermission - - -



☺ AWARDS: HERDSMANSHIP AWARD

Herdsmanship \$25.00 , PLAQUE, and special prize
Herd to consist of at least 5 animals.

Unannounced periodical inspections will be made of exhibitors and scored on the following basis:

- Manner in which exhibitors cares for and shows their exhibits.
- Neatness and cleanliness of stalls, bedding, animals on exhibit, and exhibit area.
- Use of farm sign and marking of exhibits.
- Cooperation with Superintendent and others in keeping the entire exhibit area neat and attractive.
- Adherence to the overall rules of the Lewis County Fair



Cattle
the Lewis County Fair

A committee has worked diligently to make the registration process for fair easier on everyone. Attached are the rules for the three shows held the week of the Lewis County Fair.

****IMPORTANT DATES****

June 1st – Animal ID forms (**4-H/FFA Animals ONLY**)

June 30th - Health Paperwork needs to be done

July 1st – Entries due

July 1st – **Michael Watson must be contacted for space:**

Cell: 315-586-2389 or email: mwatson@goldstarfeed.com

Online entry

<http://lewiscountyfair-ny.fairentry.com>

- If you need help or have questions, please call Cooperative Extension at 315-376-5270 for 4-H related questions, Molly Scoville 607-227-5554 for Holstein related questions and the fair office at 315-376-8333 for other questions.
- Extension and the fair office will have computers set up for anyone that would like to use them to get entries in.

Entry fees may be paid online or at the fair office when picking up your package of information and parking passes.

1. Open Show – pay by class (see fair book) pay at completion of signing up.
2. Holstein Show – \$2.00 per animal entered- pay at the completion of signing up on Fair Entry

ANIMAL HEALTH GUIDE FOR COUNTY FAIR - to be done **between May 1st and June 30th** (14 days prior to your animal moving onto the fairgrounds)

1. All cattle must be identified by USDA approved official eartag.
2. Certificates of Veterinary Inspection (CVI) - must be issued on or after May 1 of the current yr.
3. Rabies Vaccination - required for all cattle 4 months of age or older and done 14 days prior to arrival at the fairgrounds
4. BVD-PI Testing - All cattle must be negative to an approved test appropriate to detect Bovine Viral Diarrhea persistent infection (BVD-PI. The date and results of the testing must be noted on the certificate of veterinary inspection.)
5. Shipping Fever – (Triangle 10) - All cattle must be vaccinated against bovine respiratory disease complex including bovine respiratory syncytial virus, bovine virus diarrhea, infectious bovine rhinotracheitis and parainfluenza with a product administered in a manner and time frame adequate to confer protective immunity for these diseases for the duration of the fair.

DAIRY CATTLE

Cattle are NOT permitted on the fairgrounds until Sunday of fair week
Milking facilities will be open on Sunday before fair.

Open/4-H-FFA Classes - Wednesday 9:30 A.M.
Holstein Show – Friday 9:30 A.M.

NOTE: ALL EXHIBITORS MUST NOTIFY THE SUPERINTENDENT IF THEY EXPECT TO EXHIBIT, NO LATER

THAN **JULY 1ST** - CALL MICHAEL WATSON AT 315-586-2389 or MWATSON@GOLDSTARFEED.COM. If you are a part of a large group, make sure you disclose exhibitors housing in your group. IF THE BARN IS NOT FULL, WE WILL OPEN TO ADJOINING COUNTIES.

DAIRY EXHIBITORS-TAKE NOTE: THE DAIRY INDUSTRIAL BUILDING HAS MILKING FACILITIES FOR USE BY ALL EXHIBITORS. ALL MILK COLLECTED WILL BE DONATED TO THE HOLSTEIN SR. CLUB. ALL EXHIBITORS USING THEIR OWN MILKING FACILITIES MAY ALSO DONATE THEIR MILK TO THE HOLSTEIN SR. CLUB.

1. The rules printed herein are made part of the conditions under which all entries of exhibitors are made, and exhibitors are respectfully requested to read them carefully, thereby avoiding confusion at the time of the Fair.
2. All exhibits must be cleaned and in order for the public by **8:00 a.m.** daily (Tuesday-Saturday).
3. All cattle must be owned/leased by July 15th by individuals or farms exhibiting.
4. *Entry Substitutions will be allowed* - 1 senior aged animal and 1 Junior aged animal, per Exhibitor.
5. Senior and reserve, Jr and reserve champions will not be allowed to leave on substitution. If substituting animals for the Holstein show, the animal must be in place by 8:00 am Thursday.
6. *All entry substitutions and class changes* must be in the hands of the cattle superintendent or entry clerk by July 14th except for fresh cows which may be changed from dry cow to a milking class up to the time the class enters the ring.
7. Exhibitors must have their livestock on the Fairgrounds no later than **4:00 p.m.** Monday.
8. Exhibits need to remain in place until **5:30 p.m.** on the last day of the fair. Exhibits removed early may result in loss of premium checks.
9. Exhibition cattle will be released from the fairgrounds at 8:00 p.m. on Saturday, the last day of the fair.
10. FEED OR BEDDING will NOT be furnished by the fair association.
11. The Superintendent of Cattle is authorized and empowered to cause the removal from the buildings and grounds of any and all animals failing to meet the health conditions herein specified. Health and registration papers will be required on all cattle. Please have papers available upon cattle arrival. Dairy exhibitors must have registration and health papers in possession the entire week.
12. All animals exhibited in this section must be purebred & accompanied by registration papers in the exhibitor's name showing ownership. **No papers pending.**
13. Exhibitors are responsible for humane treatment and well-being for any animal in their care. They are to be treated humanely and with dignity and respect. Showing competitively is of secondary importance. The judge, ring master, division chair, barn superintendent, or 4-H animal science educator may dismiss from any class, the show or the grounds any exhibitor who is cruel and abusive, fails to follow or obey instruction, cannot maintain control of an unruly or inadequately trained animal or fails to cooperate with show management or other exhibitors.
14. Animals comprising a herd or group need not be named in application for entry, but herds or groups must consist of animals entered in the individual classes. Exhibitors must indicate the number for which he desires to make entry in the herd or group prizes. NOTE: At time of showing either herds or groups, exhibitor must supply the ring clerk with name and registration papers of various animals comprising the herd or group. The superintendent and clerks may then check registration papers in the group classes while they are in the ring. No premium will be paid unless these papers are available. An exhibitor in a group class may be a family using the same herd prefix.

15. The decision of the judges shall be final in all cases except where error, mistake, fraud, misrepresentation, or collusion not discovered at the time of the award, is proven. In such cases the decisions of the superintendent of the Cattle Department or such referees as he may appoint shall be final.
16. Any artificial means of removing or remedying physical defects or conformation in exhibition animals, such as lifting or filling under the skin, will be considered as fraud and deception. All animals giving evidence of such treatment will be barred from exhibition. Exception: In order to keep uniformity between New York State shows, we will allow a 1 ½ topline. Externally sealing the end with a preparation that does not harm the animal's skin is permissible. Natural teat placement will be given preference over artificially positioned teats.
17. These practices are violation of the code of ethics and will be reported to show management and may be reported to the respective national breed associations.
 - a. Misrepresenting the age and/or milking status of the animal for the class in which it is shown.
 - b. Treating the animal, particularly the udder, internally or externally: with an irritant or counter irritant.
 - c. Using other substance as detected by testing that causes changes in the udder to artificially improve the conformation.
 - d. Surgical or unethical insertion of any matter under the skin or into body cavities, performed to change the natural contour or appearance of the animal's body (i.e. administration of fluid via a stomach tube or other similar apparatus to fill the rumen), though not to preclude practices required or involved in normal management.
 - e. Criticizing or interfering with the judge, show management or other exhibitors while in the show ring or other conduct detrimental to the breed or the show is not allowed.
 - f. Challenging, threatening or interfering with an ethics committee appointed by show management to monitor the animal on exhibit on the show grounds.

Open Show Rules

1. A Banner will be presented to the "Supreme Champion" of all Dairy Breeds as designated by the judge.
2. A Plaque will be presented to the "3 Best Females" of all Dairy Breeds, donated by Countryside Veterinary Clinic.
- 3.
4. An exhibitor may show as many animals as they have entered in single classes. No exhibitor may receive more than two premiums in any class.
5. Upon the request of the Superintendent of Cattle; exhibitors must furnish animals to be used in the Youth Judging Contest.
6. The management assumes no responsibility in case of loss or damage to stock or other exhibits from any cause, and reserves the right to order any examination or test deemed necessary to determine the existence of any suspected disease or conditions in any animal exhibited.
7. Dogs are not allowed on the Lewis County Fairgrounds including inside the barns during fair week.

4-H/FFA Only Rules

1. Each exhibitor OWNING their animal shall not exhibit more than (2) bovine per class.
2. Each exhibitor with a NON-OWNED animal shall not exhibit more than (1) bovine.
3. Exhibitors must be present at the time of judging. Each member is expected to be responsible for the showing of his/her own animal. Exceptions can be made under such circumstances or

conditions as the 4-H program staff and/or Cattle Superintendent may determine necessary.

4. Cloverbud Showman – Can compete in showmanship class but not in the competitive breed class.

Holstein Show -Rules

1. A \$2.00 per animal entry fee is expected for animals entered by July 1. There is no entry fee for showmanship or group classes. Entries submitted after July 13 until Wednesday July 19 will be \$10.00 per animal. Entries completed online by July 13 will be entered in the show catalog. No entries are accepted after Wednesday 8 pm July 19. Entry fees will be paid online at completion of signing up on Fair Entries.
2. All exhibitors must be members of the New York Holstein Association 30 days prior to the county show. Any first time member will be accepted up to 8:00 p.m. on Thursday, July 20, 2023.
3. Conformation Show Classes – To be a Junior Animal in the class, the animal will need to be transferred into the youth's name or a Holstein lease completed by July 15th to a junior member.
4. Junior animals are to be shown by a member of the Lewis County Junior Holstein Club. If shown in any class or championship by anyone other than a Junior Holstein Club member, the animal becomes a senior.
5. Animals must be registered in the name of the exhibitor as of the day of the county show. Loaner and non-ownership animals must be owned by a Lewis County Holstein club member and be pre-approved by the Holstein club. This rule is applicable to county level shows.
6. Registration papers can be pending at the time of the entry but must be available on show day or the animal may not be exhibited. U.S. or Canadian registration papers only. All papers will be checked on Wednesday at check-in prior to the show.
7. Animals in the Dry Cow classes must be dry or have milked 305 days on their current lactation and be milked out.
8. An exhibitor in a group class may be a family using the same herd prefix.
9. Total Performance Award will be based on: All records must be verified and official DHIC.
50% Type, 25% Milk and 25% Fat
For Type - Each cow will get her points for type based on her placing within her class:
First place - 50 points; Second place - 48 points; Third place - 26 points
For Milk / Fat - 25 points for the highest milk / fat record of the most recent 305-day lactation: First place - 25 points; Second place - 24 points; Third place - 23 points
10. All entries in the three-year-old or older cow class must have actual 305 day records. It must be completed between the dates of June 1, previous year, and June 1, current year, (no later than 305 days) even if it doesn't qualify for the production award. All records must be there to be verified no later than Wednesday evening during check-in and must be entered to qualify for total performance. If record does not qualify, put on entry "does not qualify".
11. Official Canadian Production records will be accepted.
12. Assignment of points on jointly owned animals for Premier Breeder and Premier Exhibitor must be designated on entry for show.
13. The Holstein club would appreciate everyone abiding by ALL the Holstein Club Code of Ethics and show ring policy.
14. The show committee has the right to interpret all rules and regulations of the show.
15. All animals entered in the show must meet the health requirements as listed in the County Fair exhibitor handbook.

DIVISION 150 – Dairy Bred (OPEN SHOW)

Breeds: Holstein

{ **Ayrshire, Brown Swiss,
Guernsey, Jersey, Heritage** }

1st, 2nd, 3rd premiums ONLY
No exhibitor or breeder banners
will be given

Entry Fees – 10 % of 1st premium, unless noted otherwise

Class:		1 st	2 nd	3 rd	4 th	5 th	6 to-?
01.	Spring Heifer Calf born Mar 1 or after, current year and over 4 mos.	\$30	\$25	\$20	\$15	\$10	\$5
02.	Winter Heifer Calf born Dec 1 (previous year) to Feb 28/29 (current year)		\$30	\$25	\$20	\$15	\$10
03.	Fall Heifer Calf born Sept 1 to Nov 30 (previous year)		\$30	\$25	\$20	\$15	\$10
04.	Summer Yearling born June 1 to Aug 31 (previous year)		\$30	\$25	\$20	\$15	\$10
05.	Spring Yearling not milking, Mar 1 to May 31 (previous year)		\$30	\$25	\$20	\$15	\$10
06.	Winter Yearling born Dec 1 (2 years previous) to Feb 28/29 (previous year)		\$30	\$25	\$20	\$15	\$10
07.	Fall Yearling, not milking, born Sept 1 to Nov 30 (2 years previous)		\$30	\$25	\$20	\$15	\$10

☺ **AWARDS: JUNIOR CHAMPION - UNDER 2 YEARS**
RESERVE JR. CHAMPION – UNDER 2 YEARS
JUNIOR SUPREME CHAMPION

\$100
Ribbon Ribbon
\$100

08.	Junior Best of 3. Group to consist of 3 Jr. Females never calved. All bred & at least 1 owned by exhibitor.	\$30	\$25	\$20	\$15	\$10	\$5
-----	---	------	------	------	------	------	-----

(DRY COWS IF TIME PERMITS, IF NOT, AFTER IRON GRANDMA)

09.	Dry Cow, any age	\$40	\$35	\$30	\$25	\$20	\$10
10.	Fall Yearling in milk, born Sept 1 and after (2 years previous)	\$40	\$35	\$30	\$25	\$20	\$10
11.	Summer Junior 2 yr. old- born Jun 1 to Aug 31 (2 years ago)	\$40	\$35	\$30	\$25	\$20	\$10
12.	Junior 2 yr. old – born Mar 1 – May 31 (2 years previous)	\$40	\$35	\$30	\$25	\$20	\$10
13.	Senior 2 yr old – born Sep 1 (3 years ago) to Feb 28 (2 years ago)	\$40	\$35	\$30	\$25	\$20	\$10
14.	Junior 3 yr. old – born Mar 1 to Aug 31 (3 years ago)	\$40	\$35	\$30	\$25	\$20	\$10
15.	Senior 3 yr. old - born Sep 1, (4 years ago) to Feb 28 (3 years ago)	\$40	\$35	\$30	\$25	\$20	\$10
16.	4 years old - born Sep 1, (5 years ago) to Aug 31 (4 years ago)	\$40	\$35	\$30	\$25	\$20	\$10
17.	5-year-old - born Sep 1, (6 years ago) to Aug 31, (5 years ago)	\$40	\$35	\$30	\$25	\$20	\$10
18.	Aged Cow, 6 yrs and over	\$40	\$35	\$30	\$25	\$20	\$10
19.	Iron Grandma 10 yrs. Old or older OR 125,000 lbs. of milk	\$40	\$35	\$30	\$25	\$20	

☺ **AWARDS: Best Udder in each milking class**
Sr. Champion, 2 yrs. or older
Reserve Senior Champion
Grand Champion Female
Reserve Grand Champion Female

\$10
\$50
\$25
\$75
\$50

EACH BREED WILL FINISH GROUPS BEFORE NEXT BREED STARTS THE SELECTION OF THE CHAMPIONS

20.	Exhibitor's Herd to consist of 5 animals: 2 over 2 yrs. old, 2 under 2 yrs. old and 1 of any age; and all owned/family owned	\$40	\$35	\$30	\$25	\$20
21.	Best 3 Females, 3 females, at least 3 months old, all bred and at least 1 owned by exhibitor	\$40	\$35	\$30	\$25	\$20
22.	Produce of Dam to consist of 2 animals, any age, produce of one dam	\$40	\$35	\$30	\$25	\$20
23.	Dam – Daughter	\$40	\$35	\$30	\$25	\$20

☺ **AWARDS: Supreme Champion - of all Dairy Breeds as designated by the judge**
\$100 & Banner

3 Best Females of all Dairy Breeds
Sponsored by Countryside Veterinary Clinic
\$100 & Plaque

Premier Breeder Banner
Premier Exhibitor Banner] **holsteins only**

☺ **AWARDS: HERDSMANSHIP AWARD**

Herdsmanship \$25.00, PLAQUE, and special prize
Herd to consist of at least 5 animals. Unannounced periodical inspections will be made of exhibitors and scored on the following basis:
Manner in which exhibitors cares for and shows their exhibits.
Neatness and cleanliness of stalls, bedding, animals on exhibit, and exhibit area.
Use of farm sign and marking of exhibits.
Cooperation with Superintendent and others in keeping the entire exhibit area neat and attractive.
Adherence to the overall rules of the Lewis County Fair

Premier Breeder and Exhibitor
(Points to be figured by the exhibitor using the scale below, not using more than 5 animals)
MILKING FEMALES

Place	1 st	2 nd	3rd	4th	5 th	6th	7th	8th
Points	20	18	16	14	12	10	8	6

JUNIOR FEMALES

Place	1 st	2 nd	3rd	4th	5 th	6th	7th	8th
Points	16	14	12	10	8	6	4	2

Lewis County Holstein Club Show - Friday July 21, 2023
Jr. Lewis County Holstein Show and Sr. Lewis County Holstein Show

Entry Fees – \$2 per animal entered.

Class:

01. Spring Heifer Calf born after Mar 1, current year and over 4 mos.
02. Winter Heifer Calf born after Dec 1 (previous year) and Feb 28/29 (current year)
03. Fall Heifer Calf born Sept 1 to Nov 30 (previous year)
04. Summer Yearling born June 1 to Aug 31 (previous year)
05. Spring Yearling not milking, Mar 1 to May 31 (previous year)
06. Winter Yearling born Dec 1 (2 years previous) to Feb 28/29 (previous year)
07. Fall Yearling, not milking, born Sept 1 to Nov 30 (2 years previous)

☺ **AWARDS: JUNIOR CHAMPION - UNDER 2 YEARS**
RESERVE JR. CHAMPION – UNDER 2 YEARS

08. Junior Best of 3. Group to consist of 3 Jr. Females never calved. All bred & at least 1 owned by exhibitor.
09. Dry Cow, any age
10. Fall Yearling in milk, born Sept 1 and after (2 years previous)
11. Summer Junior 2 yr. old- born Jun 1 to Aug 31 (2 years ago)
12. Junior 2 yr. old – born Mar 1 to May 31, (2 years previous)
13. Senior 2 yr old – born Sep 1 (3 years ago) to Feb 28/29 (2 years ago)
14. Junior 3 yr. old – born Mar 1 to Aug 31 (3 years ago)
15. Senior 3 yr. old – born Sep 1, (4 years ago) to Feb 28 (3 years ago)
16. 4 years old - born Sep 1, (5 years ago) to Aug 31 (4 years ago)
17. 5-year-old - born Sep 1, (6 years ago) to Aug 31, (5 years ago)
18. Aged Cow, 6 yrs and over
19. Iron Grandma 10 yrs. Old or older OR 125,000 lbs. of milk

☺ **AWARDS: Best Udder in each milking class**
Sr. Champion, 2 yrs. or older
Reserve Senior Champion
Grand Champion Female
Reserve Grand Champion Female

20. Exhibitor's Herd to consist of 5 animals: 2 over 2 yrs. Old, 2 under 2 yrs. Old and 1 of any age; 3 bred by the exhibitor and all owned/family owned
21. Best 3 Females, 3 females, at least 3 months old, all bred and at least 1 owned by exhibitor
22. Produce of Dam to consist of 2 animals, any age, produce of one dam
23. Dam – Daughter
24. Total Performance – see show catalog for points deviation

Premiere Breeder and Exhibitor
(Points to be figured by the exhibitor using the scale below, not using more than 5 animals)
MILKING FEMALES

Place	1 st	2 nd	3rd	4th	5 th	6th	7th	8th
Points	20	18	16	14	12	10	8	6

JUNIOR FEMALES

Place	1 st	2 nd	3 rd	4 th	5 th	6 th	7 th	8 th
Points	16	14	12	10	8	6	4	2

HOLSTEIN SHOW SHOWMANSHIP - Friday, July 22 at 9:30 a.m.

Animals in Showmanship classes must be owned or properly leased and shown by the exhibitor. Showmanship entries must include age of exhibitor as of January 1st of that year.

Showmanship Classes are as followed:

Little Britches.....	up to 7 years old
Non-Ownership class	All Ages
Juniors.....	8 to 11 years old
Intermediate.....	12 to 15 years old
Seniors.....	16 to 21 years old

- ❖ **Little Britches** show person will be able to show a non-owner animal. Little Britches must be able to handle their animals on their own and are not eligible for Master Showman. A parent/adult can be present with the show person.
- ❖ **Non-ownership animals.** This class is designed for Jr. Members that do not have their own animal at the fair and/or have not leased an animal for this show season but would still like to participate in showmanship. Showman must be a member of the Lewis County Holstein club.
- ❖ **Junior, Intermediate and Senior showman** must show animals owned or leased by them, unless there is an unforeseen circumstance, which needs to be approved by the Holstein Club Board.

The Show Committee has the right to move any Jr. Members to different classes to even out the class numbers. Jr. members can request to move up to an older class at any time.

Dept C – Beef Cattle

Division 156 – Breeding Beef

Breeds:

**Angus, Hereford, Highland, Shorthorn, All Other Registered Breeds, and
Commercial or Crossbred**

Entry Fees – 10 % of 1st premium, unless noted otherwise

<u>Premium Class</u>	1 st	2 nd	3 rd	4 th	5 th	6 - ?
01. Jr. Heifer Calf, born on or after January 1 current year	\$30	\$25	\$20	\$15	\$10	\$5
02. Sr. Heifer Calf, born between 9/1 and 12/31 (previous year)	\$30	\$25	\$20	\$15	\$10	\$5
03. Summer Yearling, born between 7/1 and 8/31 (previous year)	\$30	\$25	\$20	\$15	\$10	\$5
04. Spring Yearling, born between 4/1 and 6/30 (previous year)	\$30	\$25	\$20	\$15	\$10	\$5
05. Jr. Yearling, born between 1/1 and 3/31 (previous year)	\$30	\$25	\$20	\$15	\$10	\$5
06. Sr. Yearling, born between 9/1 and 12/31 (preceding year)	\$30	\$25	\$20	\$15	\$10	\$5
07. Cow, 2 yr old, born between 1/1 and 8/31 (preceding year)	\$30	\$25	\$20	\$15	\$10	\$5
08. Cow/ Calf	\$40	\$30	\$20	\$15	\$10	
09. Best 2 females – owned by exhibitor	\$40	\$30	\$20	\$15	\$10	
10. Get-of-Sire – 2 animals, same sire (female only)	\$40	\$30	\$20	\$15	\$10	
11. Feeder Steer – Light weight	\$30	\$25	\$20	\$15	\$10	
12. Feeder Steer – Medium weight	\$30	\$25	\$20	\$15	\$10	
13. Feeder Steer – Heavy weight	\$30	\$25	\$20	\$15	\$10	

☺ AWARDS:	Grand Champion	\$25
	Champion Steer	\$25

In order to represent Lewis County at the New York State Fair in the beef show, you have to be an exhibitor for the whole week and winner of the Open Show. If you are not present all week, the highest placing animal that was there for the week will represent Lewis County at the New York State Fair.

DEPT D - DIVISION 180 - OXEN

Follow rules in the Youth Department (Division 13)
Class

01. Best Trained Team **\$25 \$18 \$12**
Participant will demonstrate their expertise by taking their team through a timed obstacle course

DEPT E - GOATS

Saturday, July 23- 1:30 pm
Entry Fee - \$1.00 per animal and class

General Rules

- Entries in this department close the Wednesday before Fair.
- All animals must be in place on the day of the show at 1:00 pm to show at 1:30 pm
- All goats exhibited must meet NYS health requirements
- Refer to animal health requirements outlined in the premium book
- Base date for computing the animal's age is the day the animal is judged
- The same animal may not be shown in both market and breeding classes
- Entries from Lewis County will be given priority, although entries from surrounding counties will be accepted

Dept E - DIVISION 190 - DAIRY GOATS

Entry Fee: \$1 per class

Premium	1st	2nd	3rd	4th	5th
	\$10	\$8	\$6	\$4	\$2

Class:

01. Jr. Doe kids, under 6 months
02. Sr. Doe kids, 6 months & under 12 months
03. Jr. Doelings, 12 months & under 18 months
04. Sr. Doelings, 18 months & under 24 months

☺ **AWARD: Jr. Champion: \$10**

05. Doe under 2 years in milk
06. Doe, 2 years & under 3 years
07. Doe, 3 years & under 5 years
08. Doe, 5 years & older

☺ **AWARD: Sr. Champion: \$10**

09. Dam & Daughter

☺ **AWARD: Grand. Champion: \$15**

Dept E - DIVISION 191 – MEAT GOATS

Entry Fee: \$1 per class

Premiums	1st	2nd	3rd
	\$10	\$6	\$4

Class:

01. Doe kid, under 6 months
02. Doe kid, 6 months & under 12 months
03. Doe kid, 12 months & under 24 months

☺ **AWARD: Jr. Champion: \$10**

05. Doe 1 year old & under 2 (has kidded)
06. Doe, 2 years & under 3 years
07. Doe, 3 years & under 5 years
08. Doe, 5 years & older
09. Dam & Daughter

☺ **AWARD: Sr. Champion: \$10**

☺ **AWARD: Grand. Champion: \$15**

Dept E - DIVISION 192 - MARKET GOATS

Entry Fee: \$1 per class

Premium	1st	2nd	3rd
	\$10	\$6	\$4

Class:

01. Lightweight 0-34 lbs.
02. Medium weight 35-60 lbs.
03. Heavy weight 61 plus lbs.

(Based on the number of entries, these classes may be regrouped to have more equal numbers in each class.)

DEPT F - SHEEP

Dept E - DIVISION 195 - OPEN SHEEP SHOW

Saturday, July 23 - 1:30 pm

Entry Fee: \$1 per class

General Rules

- Entries in this department close the Wednesday before Fair.
- All animals must be in place on the day of the show at 1:00 pm to show at 1:30 pm
- All sheep exhibited must meet New York State health requirements.
- Refer to animal health requirements outlined in the premium book
- Base date for computing the animal's age is the day the animal is judged
- The same animal may not be shown in both market and breeding classes
- Sheep must be sheared or blocked according to their breed
- Entries from Lewis County will be given priority, although entries from surrounding counties will be accepted

Entry Fee: \$1 per class

Premiums	1st	2nd	3rd
	\$10	\$6	\$4

Class:

01. Ram lamb, under 6 months
02. Ram lamb, 6 months & under 12 months
03. Ram 1 year & under 2 years

☺ **AWARD: Champion Ram: \$10**

05. Spring ewe lamb, under 6 months
06. Fall ewe lamb, 9 months to 6 months
07. Ewe 1 year & under 2 years
08. Ewe 2 years or older

☺ **AWARD: Champion Ewe: \$10**

10. Purebred Farm Flock – consists of a Ram of any age, an Ewe lamb and

2 ewes of any age

11. Ewe with lambs

☺ **AWARD: Grand. Champion: \$15**

Dept E - DIVISION 196 - MARKET LAMBS

Entry Fee: \$1 per class

Premium	1st	2nd	3rd
	\$10	\$6	\$4

Class:

01. Market lamb under 100 pounds
02. Market lamb 100 pounds and over

****Remember - all entries in Divisions 200 – 347 must be registered by July 12th midnight online or 5:00 pm at Fair Office.**

DEPT G - FLOWERS

Sheree Lyndaker - SUPERINTENDENT
(Amateurs Only)

1. All exhibits must have been grown by the exhibitor. Purchased greenhouse plants and/or flowers cannot compete for any exhibits. In judging, quality will be considered in preference to numbers.
2. All articles once in the hall are under control and subject to the order of the Association and its officers, and may not be removed or withdrawn without permission.
4. All entries can only be shown 1 year, no repeats allowed.
5. Premiums will not be awarded on articles not worthy.
6. **All exhibits may be brought in starting at 10:00 a.m. on Sunday, July 16th and must be in place by 2:00 P.M.**
7. If an item is listed you must put it in that class. (not in item not listed)
8. EXHIBITS MAY BE PICKED UP SUNDAY AFTER FAIR FROM 8:00 A.M. – 11 A.M.

Dept G - DIVISION 200 – FLOWER DISPLAYS

(Amateurs Only)

Entry Fee: \$1 per class

Class 01 - Shadow boxes (24" x 24" x 11 deep)

(Limited to first 6 exhibitors.)

Display by organizations or individuals. (May consist of garden flowers, house plants, dried material, baskets and vases of flowers, designs, etc.)

Scale of Points:

Quality - 50 Display - 30 Color Combination - 20 Total – 100

Premiums

75 or more points – \$10 and Blue Ribbon

50 – 74 points \$6 and Red Ribbon

Class 02 - "BREAKFAST IN BED (limited to first 4 exhibitors)

Premiums: 1st - \$7 2nd - \$6 3rd - \$5

Arrangement for a tray. Must include arrangement, tray, dishes and napkin. Placemat may be used. No silverware. Accessories permitted.

Class 03 - DINNER TABLES (limited to first 4 exhibitors)

Premiums: 1st - \$8 2nd - \$7 3rd - \$5

Tables 42" round will be provided. Fresh and/or dried material may be used. Tablecloth should be round or two square ones could be used. The tablecloth must have at least a 10-inch drop. Make sure the cloth does not touch the floor.

Class 04 -Tables- "TEA AND COOKIES"

(Limited to first four exhibitors.

Premiums: 1st - \$7 2nd - \$6 3rd - \$5

"Tea & Cookies" for one on a 20" round table. Tables will be provided. Fresh &/or dried plant material can be used. Tablecloth should have at least a 10-inch drop. Two squares might work. Make sure cloth doesn't touch the floor. Exhibit must include arrangement, tablecloth, dishes, napkin, cup & saucer. No silverware.

Scale of Points (For Class 4)

Functionalism	20	Design	
Color & Textural Harmony	20	Overall	20
Creativity & Expression	20	Decorative unit	20

☺ **AWARD: Best of Show: \$15**

DEPT G - FLOWERS

Sheree Lyndaker - SUPERINTENDENT
(Amateurs Only)

Dept G - DIVISION 201 – PLANTS

Entry Fee: \$0.50 per class

Premium's	1st	2nd	3rd
	\$3	\$2	\$1

Class:

01. Best Hanging Container (flowering)
02. Best Hanging Container (foliage)
03. Specimen any variety house plant, foliage
04. Specimen any variety house plant, flowering
05. Specimen African Violet
06. Collection African Violets, at least 5 varieties
07. Display of Cactus, at least 5 varieties
08. Best Cactus, flowering
09. Specimen Christmas Cactus
10. Best Geranium
11. Specimen Sansevieria
12. Specimen Aglaonema (Silver King, Silver Queen)
13. Specimen Dracaena
14. Specimen Jade Plant
15. Specimen Prayer Plant
16. Best Potted Petunia, Double Flowering
17. Best Potted Petunia, Single Flowering
18. Best Display of Ivy
19. Best Display of Philodendron
20. Specimen 1 Caladium, any variety
21. Best Collection Succulents, at least 5 varieties
22. Terrariums
23. Plant in most unusual container, named
24. Any Variety plant, not listed, potted, named
25. Specimen Hens and chickens
26. ZZ (zamioculcas zamiifolia)
27. Collection of 3 herbs
28. Pothos
29. Fairy Garden
30. Orchid

☺ **AWARD: Best of Show: \$8**



Dept G - DIVISION 202 – CUT FLOWERS

(Amateurs Only)

A display of flowers should be in one suitable container with or without greens. Arrangement and effect to be considered in judging.

Best display in each of the following classes.

Entry Fee: **0.50 per class**

Premiums:	1 st	2 nd	3 rd
	\$3	\$2	\$1

Class:

01. Astilbe, 3 stems
02. Allium, 3 stems
03. Centaurea (Bachelor's Button), 5 stems
04. Bee Balm, 5 stems
05. Calendula, 5 stems
06. Candytuft, 5 stems
07. Canterbury Bells, 5 stems
08. Celosia, 3 trusses
09. Cone Flower, 5 stems
10. Cosmo, 3 stems
11. Cleome, 3 trusses
12. Coreopsis, 5 stems
13. Dahlia, 3 stems, any variety
14. Delphinium, 1 spike
15. Dianthus, 2 stems
16. Fern Leaf Bleeding Heart, 5 stems
17. Fever Few, 5 stems
18. Globe Thistle, 3 stems
19. Gloriosa Daisy, 5 stems
20. Hollyhock, 5 blossoms (off stalk)
21. Garden Lily, 1 stem, multi-color (not daylily)
22. Garden Lily, 1 stem, orange (not daylily)
23. Garden Lily, 1 stem, pink (not daylily)
24. Garden Lily, 1 stem, white (not daylily)
25. Garden Lily, 1 stem, yellow (not daylily)
26. Garden Lily, 1 stem, any other (not daylily)
27. Gladiolus, 1 spike
28. Liatris, 3 stems
29. Marigold, African, 5 stems, lg blossoms
30. Marigold, French, 5 stems, sm blossoms
31. Nicotiana, 6 trusses
32. Pansy, 5 blossoms
33. Petunia, double, 5 stalks
34. Petunia, single, 5 stalks
35. Phlox, 5 stems
36. Rose, 1 stem, red
37. Rose, 1 stem, yellow
38. Rose, 1 stem, any color
39. Rose, Miniature, 1 stem, (any color)
40. Ranunculus, 1 stem
41. Shasta Daisy, 5 stems
42. Snapdragons, 5 stems
43. Sun Flowers, 3 blossoms, largest
44. Sun Globe, 3 stems
45. Sweet Peas, 5 stems
46. Sweet William, 3 stems
47. Verbena, 5 trusses
48. Veronica, 5 stems
49. Yarrow
50. Zinnias, 5 stems
51. Variety, not listed, 3 stems
52. Unusual Flowers, names, 1 stem
53. Largest Flower

☺ **AWARD: Best of Show: \$8**

Dept G – DIVISION 203 – FLOWER ARRANGEMENTS

Scale of Points:

Color Combination	25
Distinction & Originality	20
Relation to Receptacle	10
Suitability of Combination & Material	10
Proportion and Balance	25
Condition	10
Total Scale of Point	100

Accessories permitted in all classes

Entry Fee: **\$0.50 per class**

Premiums	1 st	2 nd	3 rd
	\$4	\$3	\$2

Class:

01. Old Fashion Arrangement of Flowers in Old Fashion Container
02. Arrangement of Flowers in a Cup and Saucer
03. Arrangement using Figurine as a Focal Point
04. Best Display of Flowers & Container in Tones of 1 Color
05. Arrangement of Garden Flowers in Pitcher
06. Arrangement for New Mothers
07. Centerpiece for banquet table
08. Arrangement suggesting a Holiday, (Not Christmas), Accessories permitted
09. Arrangement suggesting Christmas, Accessories permitted
10. Arrangement in Wooden Container
11. Arrangement of Wild Flowers
12. Arrangement of Flowers in a Shell
13. Arrangement in a Teapot
14. Arrangement of Flowers featuring Geranium Blooms
15. Arrangement for "Young and Old" combining Fresh & Dried Material
16. Centerpiece with Candle(s)
17. Miniature Arrangement - (Height under 5 inches)
18. Foliage Arrangement - (No flowers)
19. **NEW!** Collection of 3 bud vase arrangements
20. Arrangement to match theme **Barn in the USA**
21. All around arrangement in a vase
22. One sided arrangement in a basket
23. Contemporary Arrangement
24. Arrangement in a mug
25. Arrangement in a watering can

☺ **AWARD: Best of Show: \$8**

☺ **AWARD: Best of Division G: \$15**

Dept H – FARM & GARDEN PRODUCE

Sheree Lyndaker - SUPERINTENDENT

All entries must be in presented 10am-2pm **SUNDAY before fair**

Entries may be picked up Sunday following from 8 – 11 a.m.

Registration due by July 12th midnight online or 5:00 p.m. at Fair Office

Dept H - DIVISION 225 – VEGETABLES AND HERBS

(Exhibitors limited to one entry per class, Homegrown.)

All entries must be washed & cleaned)

Entry Fee: **\$0.50 per class**

Premiums:	1 st	2 nd	3 rd
	\$3	\$2	\$1

Class:

01. Beans, Green-snap, 12 pods, edible condition
02. Beans, Yellow-snap, 12 pods, edible condition
03. Cylindrical Beets, 5, Tops removed
04. Beets, 5, Tops removed
05. Beets 5, Use for greens, stems and leaves attached
06. Broccoli, 1 head
07. Cabbage, 1 Head, early
08. Carrots, 5

09. Celery, 1 plant
10. Corn, sweet, 3 ears
11. Cucumbers, 3, for dill pickles, 3 to 4 inches
12. Cucumbers, 3, edible condition
13. Dill, Bunch of 3 seed heads
14. Garlic, 3 bulbs
15. Gourd
16. Lettuce, 1 plant, loose leaf variety
17. Lettuce, 1 plant, crisp head variety
18. Onions, 3 yellow
19. Onions, 3 white
20. Onions, 3 red
21. Onions, 8 scallions
22. Onions, 3 sweet Spanish
23. Parsley, 1 plant
24. Peas, green, edible condition, 12 pods
25. Peas, green flat, edible condition, 12 pods
26. Peppers, 3 hot
27. Peppers, 3 sweet
28. Potatoes, 3, early
29. Potatoes, 3, late
30. Radishes, 5 red –tops trimmed
31. Rhubarb, 5 stalks, bunch
32. Spinach, 3 plants
33. Squash, summer, yellow (3", not over 10")
34. Squash, summer, green (3", not over 10")
35. Squash, summer, scallop variety
36. Swiss Chard, 1 plant, Garden variety
37. Swiss Chard, 1 plant, Red
38. Tomatoes, Ripe, 3, any variety
39. Tomatoes, Cherry, 5, any variety
40. Turnips, 3
41. Miscellaneous, any other vegetable
42. Most Unusual Vegetable
43. Fruit, Raspberries, 1/2 pint
44. Fruit, Any Other

☺ **AWARD: Best of Show: \$8**

Dept H - DIVISION 226 – COLLECTIONS, EXHIBITS

Entry Fee: \$0.50 per class,

Premiums:	1st	2nd	3rd
	\$4	\$3	\$2

Class:

01. Best Collection Tomatoes, Correctly Labeled Specimens each
02. Best Collection Potatoes, 3 Tubers Each, Correctly Labeled
03. Best Package, 6 Varieties for Small Family, correctly Labeled
04. Best Collection Green Herbs, at least 5 varieties
05. Best Collection Vegetables Grown in a Single Home Garden, 12 varieties, Correctly Labeled **\$8, \$6, \$4**

Dept H - DIVISION 227 – HONEY PRODUCTS

Samples produced this year by exhibitor
(Exhibitor limited to one entry per class)

Entry Fee: \$0.50 per class

Premiums	1st	2nd	3rd
	\$3	\$2	\$1.50

CLASS:

01. Honey (in glass jar)
02. Honey Comb
03. Bees Wax

Dept H - DIVISION 228– MAPLE PRODUCTS

Contact Lewis County Maple Producers Assoc. at 346-6829 or 486-7933 or
Lewis County Coop. Extension office at 376-5270 for Proper Containers

- All entries must be delivered to the fair office by 3:00 pm Sunday.
- Entries may be made by individuals only; only 1 entry will be allowed per exhibitor per class, only one entry allowed per maple production facility. All products entered for judging must be made by the exhibiting producer, within the year it is judged.
- Entries are limited to pure maple products, no foreign products added.
- Each syrup entry **MUST** be in a 12-oz. glass container only. One unmarked and 1 completely retail labeled. Maple Cream must be in a ½ lb. **clear glass** container. All products must be in indicated packaging with producer's standard identifying label, ready for retail market. All retail labels must conform to NYS Ag & Markets labeling requirements.
- All syrup containers must display a label identifying the syrup as to grade. See class descriptions below.
- Must submit 2 containers.
- Entries will be judged by Lewis County Maple Producers

Entry Fee: \$0.50 per class

Premiums	1st	2nd	3rd
	\$8	\$6	\$4

Class:

01. Grade A golden color and delicate taste (12 oz. (355ml.) clear glass container only.)
02. Grade A amber color and rich taste (12 oz. (355 ml) clear glass container only.)
03. Grade A dark color and robust taste. (12 oz. (355 ml.) clear glass container only)
04. Grade A very dark color and strong taste (12 oz. (355ml) clear glass Container only)
05. Maple Cream (1/2 lb. (226.4g) clear glass container only)
06. Maple Sugar uncoated, fancy molds (at least 1/2lb (226.4 g.) Container) in clear plastic tub or container
07. Maple Sugar granulated (at least ½ lb. (226.4 g.) in clear glass container or Mason jar.

☺ **AWARD: Best of Show: \$12**

One (1) of the containers of Pure Maple Syrup in each such entry will be sold, with proceeds donated by exhibitor to the American Maple Museum.

☺ **AWARD: Best of Department H: \$15**



DEPT I - CULINARY

Sheree Lyndaker - SUPERINTENDENT

All entries must be presented 10am-2pm **SUNDAY before fair**

1. Only one entry in a class by the same exhibitor is allowed. All entries can only be shown 1 year, no repeats allowed.
2. No article will be received unless listed.
3. Premiums will not be awarded on articles not worthy.
4. The exhibits may be picked up Sunday, 8:00 -11:00 a.m.
5. Pies, cakes and breads can be picked up after they are judged on Monday at 5:00 p.m. or later. One piece must remain for display.
6. All entries must be baked at home. NO BOX MIXES. ALL HOMEMADE!

All entries are to be accompanied with recipes.

Department I-- 17+

Department I (YOUTH)-- 16 and younger

Registration due by July 13th midnight online or 5:00 p.m. at Fair Office

Dept I - DIVISION 230 - CAKES, CUPCAKES

Entry Fee: \$0.50 per class

Premiums	1st	2nd	3rd
	\$4	\$3	\$2

Class:

01. White Layer Cake with Frosting
02. Chocolate Layer Cake with Frosting
03. Funfetti Cake with frosting
04. **New!** Carrot Cake with Frosting
05. **New!** Bundt Cake
06. **New!** Cake decorated to match theme
07. Cheesecake
08. Mock Cake, decorated
09. Decorated Cake
10. Cake not listed (unfrosted)
11. **New!** 3 chocolate cupcakes (frosted)
12. 3 red velvet cupcakes (frosted)
13. 3 chocolate peanut butter cupcakes (frosted)
14. Gluten Free Cupcakes, any flavor, frosted
15. **New!** 3 Fruit flavored cupcakes (frosted) (strawberry, blueberry,lemon, etc)
16. Cupcake, not listed (frosted)

☺ **AWARD: Best of Show: \$8**

Dept I - DIVISION 231 - CONFECTIONERY

Entry Fee: \$0.50 per class

Premiums	1st	2nd	3rd
	\$4	\$3	\$2

Class:

01. Maple Fudge, 4, 1-inch pieces
02. Chocolate Fudge (cooked), 4, 1-in. pieces
03. **New!** Maple Walnut Fudge, 4, 1-inch pieces
04. Peanut Butter Fudge, 4, 1-inch pieces
05. Candy Not Listed, 4, 1-inch pieces
06. Best Display of Candies \$5 \$4 \$3

☺ **AWARD: Best of Show: \$8**

Dept I - DIVISION 232 - COOKIES

Entry Fee: \$0.50 per class

Premiums	1st	2nd	3rd
	\$3.50	\$2.50	\$2.00

Class:

01. **New! 3 Chocolate Whoopie Pies**
02. 3 Sugar Cookies
03. 3 Chocolate Brownies
04. 3 loaded brownies (frosted, decorated with sprinkles/candy, etc.)
05. 3 Bar Cookies
06. 3 Molasses Cookies

07. 3 Oatmeal Cookies
08. **New!** 3 Macadamia Nut Cookies
09. 3 frosted cookies to match theme
10. 3 No bake cookies
11. 3 Gluten Free cookies
12. Cookie, not listed, 3
13. Macarons, 6

☺ **AWARD: Best of Show: \$8**

Dept I - DIVISION 233 - PIES/PASTRIES

Entry Fee: \$0.50 per class

Premiums	1st	2nd	3rd
	\$4	\$3	\$2

Class:

01. Apple
02. Lemon Meringue
03. Blueberry
04. Pumpkin
05. Rhubarb
06. Pecan
07. **New!** Banana Cream Pie
08. **New!** Fruit Turnover
09. **New!** Cherry
10. Pie, Not Listed

☺ **AWARD: Best of Show: \$8**

Dept I - DIVISION 234 - QUICK BREADS, MUFFINS, BAKING POWDER BISCUITS

Entry Fee: \$0.50 per class

Premiums	1st	2nd	3rd
	\$3	\$2	\$1

Class:

01. Corn Bread
02. Banana Bread
03. Bread, not listed
04. Fruit Muffins, 3
05. **New!** 3 pumpkin muffins
06. **New!** Scones (any flavor), 3
07. 3 Baking Powder Biscuits
08. **New!** Cheese Biscuits
09. Coffee Cake
10. Zucchini Bread
11. Gluten Free Bread

☺ **AWARD: Best of Show: \$8**

Dept I - DIVISION 235 - YEAST BREAD AND ROLLS

Entry Fee: \$0.50 per class

Premiums	1st	2nd	3rd
	\$3	\$2	\$1

Class:

01. Loaf White Bread
02. Loaf Whole Wheat Bread
03. Rye Bread, loaf
04. Beer Bread, loaf
05. 3 Cinnamon Rolls
06. Gluten Free Bread
07. Bread, not listed
08. 3 dinner rolls
09. **New!** 3 Donuts
10. **New!** 3 Garlic Knots

☺ **AWARD: Best of Show: \$8**

☺ **DEPT I AWARD: Best of Department I: \$15**

DEPT J- HOME PRESERVATIONS

1. All entries must be in presented 10am-2pm **SUNDAY before fair**
Entries can be picked up Sunday after fair 8 - 11 a.m.
2. All entries must be canned by exhibitor since last year's fair.
3. Collar or twist top - removed.
4. Exhibits must follow current USDA recommendations for processing. Fruits, tomatoes, jams, jellies and marmalades must be processed in hot water bath. Vegetables, including tomatoes with added vegetables, must be pressure canned.
5. Entries must have the recipe with a list of ingredients, directions and method of canning on a 3x5 card.
6. Limited to one entry per class.
7. No freezer jam.

Registration due by July 13th midnight online or 5:00 p.m. at Fair Office

Dept J - DIVISION 236 - CANNED FRUIT

Entry Fee: \$0.50 per class

Premiums	1st	2nd	3rd
	\$3	\$2	\$1

Class:

01. Applesauce
02. Blackberries
03. Blueberries
04. Cherries, sour
05. Cherries, sweet
06. Peaches
07. Pears
08. Plums, Blue
09. Plums, Red
10. Raspberries, Black
11. Raspberries, Red
12. Strawberries
13. Any fruit, not listed above
14. Any fruit juice
15. Largest/Best Collection of Canned Fruit \$5 \$4 \$3
16. Rainbow collection (at least 4 Canned fruits representing color of rainbow: Red, Orange, Yellow, Green, Blue, Purple)

☺ **AWARD: Best of Show:\$8**

Dept J - DIVISION 237- CANNED VEGETABLES

(Samples to consist of one pint or quart)

Entry Fee: \$0.50 per class

Premiums	1st	2nd	3rd
	\$3	\$2	\$1

Class:

01. Beets
02. Carrots, sliced
03. Carrots, whole
04. Corn
05. Peas
06. String Beans, Green
07. String Beans, Yellow
08. Tomatoes
09. Pizza Sauce
10. Spaghetti Sauce
11. Specimen Vegetable not listed
12. Largest/Best Collection of Canned Vegetables \$5 \$4 \$3
13. Best Collection of 10 Varieties Canned Vegetables \$5 \$4 \$3
14. Rainbow Collection (at least 4 Canned vegetables representing color of rainbow: Red, Orange, Yellow, Green, Blue, Purple)

☺ **AWARD: Best of Show: \$8**

Dept J - DIVISION 238 - JAMS

(In Standard Jelly Glasses- samples to consist of one 1/2-pint jar)

Entry Fee: \$0.50 per class

Premiums	1st	2nd	3rd
	\$3	\$2	\$1

Class:

01. Blackberry
02. Grape
03. **New! Marmalade**
04. **New! Mixed Berry**
05. Onion
06. Peach
07. Cherry
08. Elderberry
09. Raspberry
10. Strawberry
11. Any jam not listed above

Dept J - DIVISION 239 - JELLIES

(Samples to consist of one 1/2-pint jar)

Entry Fee: \$0.50 per class

Premiums	1st	2nd	3rd
	\$3	\$2	\$1

Class:

01. Apple
02. Blackberry
03. Strawberry Rhubarb
04. Grape
05. Raspberry
06. Strawberry
07. **New! Currant**
08. Any jelly not listed above

☺ **AWARD: Best of Show:\$8**

Dept J - DIVISION 240 - PICKLES

(Samples to consist of one pint or quart jar)

Entry Fee: \$0.50 per class

Premiums	1st	2nd	3rd
	\$3	\$2	\$1

Class:

01. Sweet Cucumber
02. Bread and butter
03. Beets
04. Mustard
05. Mixed
06. Corn Relish
07. Sweet Relish
08. Chunk
09. Pepper Sauce
10. Chili Sauce
11. Dill Pickles
12. Sweet Pickles (not cucumber)
13. Hot Peppers
14. Sweet Peppers
15. Any pickle, not listed above
16. Largest, Separate and Best Display of Pickles \$5 \$4 \$3
17. Largest, Separate and Best Display of Canned Goods by one Exhibitor \$7 \$6 \$5

☺ **AWARD: Best of Show:\$8**

☺ **DEPT J AWARD: Best of Dept J: \$12**

DEPT K – HOME ARTS

Sheree Lyndaker - Superintendent

1. All entries must be presented 10am-2pm **SUNDAY before fair**. Entries can be picked up Sunday after fair 8 - 11 a.m.
2. Limited to one entry per class. 3. All entries can only be shown 1 year, no repeats allowed.

ALL ARTICLES MUST BE NEW AND HANDMADE UNLESS OTHERWISE STATED. ONLY ONE ENTRY IN A CLASS BY THE SAME EXHIBITOR. NO ARTICLES WILL BE RECEIVED UNLESS LISTED. PREMIUMS WILL NOT BE AWARDED ON ARTICLES NOT WORTHY.

Registration due by July 12th midnight online or 5:00 p.m. at Fair Office

Department K-- 17+

Department K (YOUTH)- 16 and younger

Dept K - DIVISION 241 - ADULT GARMENTS

(Home-Made)

Entry Fee: \$0.50 per class

Premiums	1st	2nd	3rd
	\$4	\$3	\$2

Class:

01. Skirt
02. Dress
03. Robe
04. Apron
05. **NEW! any clothing** article to match theme
06. Blouse or other top
07. Swim Coverup
08. Specimen not listed
09. **New!** Costume
10. Pants

☺ **AWARD: Best of Show: \$8**

Dept K - DIVISION 242 - Temperature Blanket

A temperature blanket is a crochet or knit record of the temperature throughout a set time period using predetermined temperature ranges with associated yarn colors to create a unique masterpiece.

Entry Fee: \$0.50 per class

Premiums	1st	2nd	3rd
	\$4	\$3	\$2

Class:

01. Knit 3 months
02. Knit 6 months
03. Knit 1 year
04. Crochet 3 months
05. Crochet 6 months
03. Crochet 1 year

☺ **AWARD: Best of Show: \$12**

Dept K - DIVISION 243 – AFGHANS/BEDSPREADS

Entry Fee: \$0.50 per class

Premiums	1st	2nd	3rd
	\$4	\$3	\$2

Class:

01. Crocheted
02. Knitted
03. Multicolored
04. One Color
05. Red, white & blue
06. Bedspread
07. Specimen, not listed

☺ **AWARD: Best of Show: \$8**

Dept K - DIVISION 244- BAGS

Entry Fee: \$0.50 per class

Premiums	1st	2nd	3rd
	\$4	\$3	\$2

Class:

01. Tote Bag
02. Hand Bag
03. Crossbody
04. Makeup bag
05. **New!** Bag to match Theme
06. **New!** Clutch
07. Specimen, not listed

☺ **AWARD: Best of Show: \$8**

Dept K - DIVISION 245 - CROCHET (HAND)

Entry Fee: \$0.50 per class

Premiums	1st	2nd	3rd
	\$4	\$3	\$2

Class:

01. Lap Robe
02. Adult's Sweater
03. Adult's Hat
04. Winter Scarf
05. **New!** Coasters (4)
06. Shawl
07. Mittens – Adult
08. Specimen not listed

☺ **AWARD: Best of Show: \$8**

Dept K - DIVISION 246- EMBROIDERY/NEEDLEPOINT

Entry Fee: \$0.50 per class

Premiums	1st	2nd	3rd
	\$4	\$3	\$2

Class:

01. Needlepoint Picture
02. **New!** embroidered repurposed clothing article
03. Embroidered Tablecloth
04. Embroidered pillowcases
05. Embroidered Towel
06. Specimen, any kind of embroidery not listed (not liquid)
07. Specimen Liquid Embroidery
08. Cross-stitch Bib
09. Cross-stitch Picture
10. Cross-stitch Quilt
11. Cross-stitch Greeting Card (not Christmas)
12. Counted Cross-stitch Table runner
13. Counted Cross-stitch, any not listed



☺ **AWARD: Best of Show: \$8**

Dept K - DIVISION 247– INFANTS & CHILDREN'S

(Home-Made)

(If not specified knit or crochet, articles must be sewn)

Entry Fee: \$0.50 per class

Premiums	1st	2nd	3rd
	\$4	\$3	\$2

Class:

01. Afghan, knitted
02. Afghan, crochet
03. Baby Combo (any combination of sweater, blanket, soft toy, clothing, foot wear, headwear) knit
04. Baby Combo (jacket, booties, bonnet), crochet
05. Baby Sweater, knit

06. Baby Sweater, crochet
07. Child Set (sweater, hat) knit
08. Child Set (sweater, hat) crochet
09. Child Sweater, knit
10. Child Sweater, crochet
11. Dress
12. Hat, Child
13. Jumper (dress without sleeves to go over a shirt)
14. Mittens, (Child), knit
15. Mittens, (Child), crochet
16. Mittens, (Infant), knit
17. Mittens, (infant), crochet
18. Quilt, Baby
19. Quilt, Child
20. Shirt
21. Skirt
22. Pants
23. Pajamas
24. Specimen Not Listed
- 25.. **NEW!** Costume

☺ **AWARD: Best of Show: \$8**

Dept K - DIVISION 248 – KNITTING (HAND)

Entry Fee: \$0.50 per class

<u>Premiums</u>	<u>1st</u>	<u>2nd</u>	<u>3rd</u>
	\$4	\$3	\$2

Class:

01. Woman's Sweater
02. Man's Sweater
03. Socks or Stockings
04. Adult's Hat
05. Winter Scarf
06. Dressy scarf
07. Woman's Mittens
08. Man's Mittens
09. Shawl
10. Lap Robe
11. Specimen Not Listed
12. **New!** Set of 2 dishcloths

☺ **AWARD: Best of Show: \$8**

Dept K - DIVISION 249 - PILLOWS, FILLED

Entry Fee: \$0.50 per class

<u>Premiums</u>	<u>1st</u>	<u>2nd</u>	<u>3rd</u>
	\$4	\$3	\$2

Class:

01. Appliqué
02. Quilted
03. Embroidered
04. Crewel Embroidery
05. Cross-Stitch
06. Needlepoint
07. Smocked
08. Crocheted
09. Knit
10. Specimen Not Listed

☺ **AWARD: Best of Show: \$8**

Dept K - DIVISION 250– QUILTS, COMFORTERS

New Quilts – MADE WITHIN THE LAST YEAR

Entry Fee: \$0.50 per class

<u>Premiums</u>	<u>1st</u>	<u>2nd</u>	<u>3rd</u>
	\$4	\$3	\$2

Class:

01. Crazy Quilt
02. Hand Quilted piece larger than 60 inches
03. Hand Quilted less than 60 inches
04. Machine Quilted piece larger than 60 inches
05. Machine Quilted piece less than 60 inches
06. Applique quilt by Machine
07. Applique quilt by Hand

08. Miniature Quilt less than 18 inches
09. Paper pieced quilt
10. Adirondack Themed Quilt
11. Specimen not listed
12. Quilt to match theme
13. Fair themed quilt

☺ **AWARD: Best of Show: \$8**

Dept K - DIVISION 251 - RUGS

Entry Fee: \$0.50 per class

<u>Premiums</u>	<u>1st</u>	<u>2nd</u>	<u>3rd</u>
	\$4	\$3	\$2

Class:

01. Rag Rug, Woven
02. Braided Rug, Wool or cotton
03. Crocheted Rug
04. Hooked Rug
05. Any Rug Not listed

☺ **AWARD: Best of Show: \$8**

Dept K - DIVISION 252 - SOFT TOYS

Entry Fee: \$0.50 per class

<u>Premiums</u>	<u>1st</u>	<u>2nd</u>	<u>3rd</u>
	\$4	\$3	\$2

Class:

01. Doll
03. Stuffed animal, knit
04. Stuffed animal, crochet
06. Doll clothes (3 articles) knit
07. Doll clothes (3 articles) crochet
08. Taggie Blanket
09. Specimen not listed
10. **New!** Busy book

☺ **AWARD: Best of Show: \$8**

Dept K - DIVISION 253 - SOLID CROCHETING (no holes)

Entry Fee: \$0.50 per class

<u>Premiums</u>	<u>1st</u>	<u>2nd</u>	<u>3rd</u>
	\$4	\$3	\$2

Class:

01. Centerpiece (14 inches or over)
02. Doilies (under 14 inches)
03. Set of 4 Placemats
04. Set of 2 Potholders, matching
05. Hot Plate Mats (3 or more)
06. Other Household Accessories
07. Tablecloth
08. Pillowcases, crochet trim
09. Dresser scarf, crochet trim
10. Specimen, not listed

☺ **AWARD: Best of Show: \$8**

Dept K - DIVISION 254 FAIR BEAR

One Entry per person. You must use the pattern provided by the fairgrounds. Pattern can be picked up at the fair office or emailed.

Entry Fee: \$0.50 per class

<u>Premiums</u>	<u>1st</u>	<u>2nd</u>	<u>3rd</u>
	\$10	\$7	\$5

Class:

01. 16 years old & under
02. 17- 60 years old
03. 61 years old and over
04. **New!** Mommy & Me (grandma, aunt, etc.)

☺ **AWARD: Best of Show: \$8**

Dept K - DIVISION 255 – Macrame

Entry Fee: \$0.50 per class

<u>Premiums</u>	<u>1st</u>	<u>2nd</u>	<u>3rd</u>
	\$4	\$3	\$2

Class:

01. Wall Hanging, multicolor
02. Wall Hanging, 1 color
03. Plant Hanger
04. Earrings
05. Shelf/Storage
06. Other item not listed

☺ **AWARD: Best of Show: \$8**

☺ **AWARD: Dept K Best of Show: \$10**

DEPT L – ARTS & CRAFTS

Sheree Lyndaker – SUPERINTENDENT

1. All entries must be in presented 10am-2pm **SUNDAY before fair**
Entries can be picked up Sunday after fair 8 - 11 a.m.
2. Limited to one entry per class. 3. All entries can only be shown 1 year, no repeats allowed.

ALL ARTICLES MUST BE NEW AND HANDMADE UNLESS OTHERWISE STATED. ONLY ONE ENTRY IN A CLASS BY THE SAME EXHIBITOR. NO ARTICLES WILL BE RECEIVED UNLESS LISTED. PREMIUMS WILL NOT BE AWARDED ON ARTICLES NOT WORTHY.

Registration due by July 12th midnight online or 5:00 p.m. at Fair Office, 2023

Department L-- 17+

Department L (YOUTH)-- 16 and younger

DEPT L - DIVISION 339 - CRAFTS

All wreaths and wall hangings must have a way to be hung (ex. wire or door hanger)

Entry Fee: \$0.50 per class

<u>Premiums</u>	<u>1st</u>	<u>2nd</u>	<u>3rd</u>
	\$4	\$3	\$2

Class:

01. Specimen of Leather Tooling
02. Flower Arrangements w/ Handmade Flowers
03. Wreath made from dried materials & dried flowers
04. Silk Flower Arrangement
05. Grapevine Wreath*
06. Straw Wreath*
07. Wreath, other material*
08. Decorated Hat
09. Greeting Card
10. Decorative Birdhouse
11. Specimen Decoupage
12. Specimen, not listed
13. Christmas cross-stitch
14. Cross-stitch Greeting Card (Christmas)
15. Door Decoration (not wreath)-Christmas
16. Christmas Tree Skirt
- 17.. Wreath – Christmas*
18. Christmas Embroidery
19. Christmas Filled Pillow
20. Christmas Wall Hanging
21. Knitted Christmas Article
22. Crocheted Christmas Article
23. Quilted Christmas Article
24. Christmas Ornaments
25. Christmas Swag
26. Christmas Stocking
27. Christmas Quilt
28. Christmas (Specimen not listed)
29. Stained Glass item
30. Any holiday craft item (not Christmas)

31. Barn Quilt \$20 \$15 \$10

Must be a 3x3 foot square or smaller and cannot be on point (diamond shaped).

Original designs are encouraged. If copied, credit should be given.

32. Diamond Dots

33. Theme: Barn in the USA wall décor

34. New! Wood burning project



☺ **AWARD: Best of Show: \$8**

DEPT L - DIVISION 340- HOBBIES (Amateur)

Entry Fee: \$0.50 per class

<u>Premiums</u>	<u>1st</u>	<u>2nd</u>	<u>3rd</u>
	\$4	\$3	\$2

Class:

01. Best Single Specimen
02. Best 5 Articles
03. Best Collection Modern Coins
04. Best Single Specimen, Handmade
05. Best 5 Articles, Handmade
06. Best 10 Articles, Handmade
07. Best Collection (not over 25) 1 Hobby \$5 \$4 \$3
08. Best Collection (over 25) \$5 \$4 \$3

☺ **AWARD: Best of Show: \$10**

DEPT L - DIVISION 341 – JEWELRY HANDMADE

Entry Fee: \$0.50 per class

<u>Premiums</u>	<u>1st</u>	<u>2nd</u>	<u>3rd</u>
	\$4	\$3	\$2

Class:

01. Necklace, silver
02. Necklace, beaded
03. Bracelet, silver
04. Bracelet, beaded
05. Earrings (1 pair) silver
06. Earrings, beaded
07. Leather Earrings
08. Clay Earrings
09. Article to follow theme
10. Best Display
- 11.. Specimen not listed

☺ **AWARD: Best of Show: \$8**

DEPT L - DIVISION 343– SCRAPBOOKING

Entry Fee: \$0.50 per class

<u>Premiums</u>	<u>1st</u>	<u>2nd</u>	<u>3rd</u>
	\$4	\$3	\$2

Class:

01. Best Album – 12x12
02. Best Album – 11x8 1/2
03. Best Album – 8x8
04. Best Album – 6x6
05. Page scrapbook layout 12x12
in plastic protector sheet (1 layout per class)
06. Page scrapbook layout 8x11
in plastic protector sheet (1 layout per class)
07. Family/Heritage 12x12
08. Pets
09. Holidays
10. Vacation
11. Birthday
12. Lewis County Fair
13. Life Events – (graduation, adoption, career)
14. Wedding / Anniversary
15. Spec. Class (Patriotic Theme) (Holiday, parade, etc.)
16. Any Class, not listed above

☺ **AWARD: Best of Show: \$8**

DEPT L - DIVISION 344 – WOOD CARVINGS

Entry Fee: \$0.50 per class

Premiums	1st	2nd	3rd
	\$4	\$3	\$2

Class:

01. Ornamental
02. Bowl
03. Burl item
04. Spoon
05. Fishing Lures (no more than 5)
06. Specimen not listed

☺ **AWARD: Best of Show: \$8**

DEPT L - DIVISION 345 – WOODWORKING (Finished)

Entry Fee: \$0.50 per class

Premiums	1st	2nd	3rd
	\$4	\$3	\$2

Class:

01. Furniture, End Table
02. Furnishing Accessories Clock
03. Furnishing Accessories Rack, Towel
04. Lathe turned Lamp
05. Lathe turned Bowl
06. Lathe turned Vase
07. Pair Candle Holders
08. Specimen, not listed

☺ **AWARD: Best of Show: \$8**

☺ **AWARD: Dept L Best of Division: \$15**

DEPT L - DIVISION 347 – LEGO



Sponsored by linkinglewiscounty.com

Registration due by July 12th midnight online or 5:00 p.m. at Fair Office

Entry Fee: \$0.50 per class

All entries must be in presented 10am-2pm **SUNDAY before fair**
Entries can be picked up Sunday after fair 8 - 11 a.m.

2023 Theme: "Barn in the USA"

Build a UNIQUE structure using Lego brand bricks (no kits) that follows at least *one* of the categories of the theme. May be an Individual or Team Build. Teams are judged by the age of the oldest team member. Limited to one sculpture per individual or team.

Disclaimer: "Lego is a trademark of the LEGO Group of companies which does not sponsor, authorize, or endorse this event."

Theme Building Rules

- Each participant must be pre-register their entry by July 13

- Due to the popularity of the contest please enter early- as space may be limited.
- Entries must arrive on Sunday before fair by 2:00 p.m. and picked up the Sunday following fair from 8:00-11:00 am.
- Use your own LEGO®
- Entries must be your own creation, not a LEGO® designed kit, project found online, in a magazine, etc.
- Your creation must follow the fair theme:
Sew it, grow it, show it, and tow it. Showcasing *at least* one of the categories.
- Include a label/sign that explains the idea/inspiration for your creation to help the judges make their determinations.
- Your creation must be on a base no bigger than 10" x 10". The base can be wood, cardboard, a standard 32 x 32 stud LEGO® baseplate, etc. and can be decorated to fit with your project. Your completed project may be no taller than 24" tall.
- One entry per participant or team.
- Team projects will be placed in the category of the oldest participant in the team. Please note that while all members of a team will receive an Award Ribbon, a team will compete for a single prize.

Premiums	1st	2nd	3rd
	\$25	\$15	\$10

Class:

01. Ages 4-6
02. Ages 7-10
03. Ages 11-15
04. 16 and older

☺ **AWARD: Best of Show: \$25 and award**

☺ **AWARD: People's Choice: \$25 and award**

Registration due by July 12th midnight online or 5:00 p.m. at Fair Office, 2023. Builds must be presented 10-12 Sunday before fair.

Sponsored by linkinglewiscounty.com

DEPT M – FINE ARTS

Sheree Lyndaker - SUPERINTENDENT

ONLY ONE ENTRY IN A CLASS BY THE SAME EXHIBITOR. NO ARTICLES WILL BE RECEIVED UNLESS LISTED. PREMIUMS WILL NOT BE AWARDED ON ARTICLES NOT WORTHY.

All entries must be in presented 10am-2pm **SUNDAY before fair**
Entries can be picked up Sunday after fair 8 - 11 a.m.

Registration due by July 13th midnight online or 5:00 p.m. at Fair Office

Department M-- 17+

Department M (YOUTH)-- 16 and younger

DEPT M - DIVISION 348 – DIGITAL PHOTOGRAPHY

Must be taken within the last year. Prints must no bigger than 10x12 and either framed or securely mounted on foam board with hanger or easel.

Entry Fee: \$0.50 per class

Premiums	1st	2nd	3rd
	\$4	\$3	\$2

Class:

01. Scenic, Lewis County (please label where taken)
02. Scenic/Travelogue outside of Lewis County (please label where taken)
03. Portrait of Person
04. Group Portrait
05. Animal, pet
06. Animal, zoo
07. **New!** Animal, Cow
08. **New!** Animal, Horse
09. Wildlife, Big game
10. Wildlife, Bird (s)
11. Insect (s)
12. Floral Print

13. Photo story or essay, using 4 prints. Choose any of the following: season or seasons, holiday, event or celebration, ceremonial event, etc. Labeled)

\$4 \$3 \$2

14. Architecture
15. Abstract: be creative & artistic
16. Drone photo
17. Lewis County Fair (we want to see the fair through your eyes)
18. Action shot
19. **New!** Best Instagram Photo
20. **New!** Ghosts & Graveyards
21. **New!** Snow, Ice, Frost
22. **New!** Sports
23. **New!** Barn
24. **New!** Macro
25. **New!** Faces in inanimate objects
26. **New!** Patriotic
27. Panorama *print must be 4" x 10" or larger, mounted on a white or black mat with a one (1) inch border.*
28. Forced Perspective



☺ **AWARD: Best of Show: \$8**

DEPT M DIVISION 349 – ACRYLIC PAINTING

Entry Fee: \$0.50 per class

Premiums	1st	2nd	3rd
	\$4	\$3	\$2

Class:

01. Landscape
02. Figure
03. Seascape
04. Still Life
05. Animal
06. Abstract
07. Painting to match theme
08. **New! Sip & Paint project**

☺ **AWARD: Best of Show: \$8**

DEPT M DIVISION 350 – OIL PAINTING

(No Painting by Number)

Entry Fee: \$0.50 per class

Premiums	1st	2nd	3rd
	\$4	\$3	\$2

Class:

01. Portrait
02. Still Life
03. Landscape
04. Animal
05. Flower
06. Sunset
08. Specimen Knife or Spatula Painting
10. Abstract
11. Painting to match theme

☺ **AWARD: Best of Show: \$8**

DEPT M DIVISION 351 - WATERCOLORS

Entry Fee: \$0.50 per class

Premiums	1st	2nd	3rd
----------	-----	-----	-----

Class:

01. Portrait
02. Figure
03. Seascape
04. Landscape
05. Flower (s)
06. Fruit
07. Animal
08. Painting to match theme

☺ **AWARD: Best of Show: \$8**

DEPT M DIVISION 352 - CHARCOAL, CRAYON, PENCIL, CHALK, INK

(No coloring pages)

Entry Fee: \$0.50 per class

Premiums	1st	2nd	3rd
	\$4	\$3	\$2

Class:

01. Charcoal
02. Pencil
03. Crayon
04. Chalk
05. Pastel
06. Ink Drawing
07. to match theme
08. **New! Marker**

☺ **AWARD: Best of Show: \$8**

☺ **AWARD: Dept M Best of Division: \$15**

DEPT N – CIVIC ORGANIZATIONS

Dept N - DIVISION 353 – Exhibit

Sheree Lyndaker - SUPERINTENDENT

Total Premiums \$300.00

Entry Fee - \$6.00

All exhibits in place by 3:00 p.m. Sunday

Agricultural and Fraternal organizations in Lewis County are eligible. Space will be provided free. Space is limited, so request your space as soon as possible. A request from any organizations for recognition in this department must be in the hands of the superintendent by July 1st.

The awards will be based on the decision of the judges according to the scale of points listed below, the highest possible score being 100. Each and every exhibit receiving an award of 75 points or more shall receive a premium of \$60.00 and a blue ribbon. Each and every exhibit receiving an award of 50 to 74 points, inclusive, shall receive a premium of \$40.00 and a red ribbon. All Exhibits will center around one main theme such as marketing eggs, insects in the garden, maple syrup production, community service, or may follow the agricultural theme of the fair.

The exhibits will be judged by the following scale of points:

Education Value	50
Display	40
Correctness on Naming	10
Total	100

Educational Value: The educational value of the exhibit will be judged on the correctness of information presented, the clear, concise presentation of the subject material, the originality of presenting the information, and the value to the observer of the material presented.

Display: This will be judged on attractiveness of exhibit and artistic arrangement. Crowding material often detracts while proper spacing of material, rather than quantity, pleases the eye. A conglomerate exhibit is neither educational nor easy to analyze.

Correctness of Naming: Samples should be correctly named. Varieties or samples misnamed will be scored against. Signs should be eligible and printing large enough so that it may be easily seen.

Class:

01. Civic Exhibit



DEPT P - FIREMAN'S PARADE

TUESDAY JULY 18 - 7:00 PM

DIVISION 400 - FIRE DEPARTMENTS

Class No.	1 st	2 nd	3 rd
01. 41 and over membership	\$200	\$150	\$100
02. 40 and under membership	\$200	\$150	\$100
03. Best Auxiliary in Line:	\$100	\$75	\$50

State Parade Rules Will Be Used - The Parade Will Form Rain or Shine. Can only judge members of the Northern NY V.F.A

Departments wishing their department demerits may send a self-addressed, stamped envelope to:

Jerry Flanders
PO Box 534
Copenhagen, NY 13626

DIVISION 401 - FLOATS

SUSAN BERRUS – SUPERINTENDENT

2023 THEME

“Barn in the USA”

Class:

01. Under 18 years of Age (constructed by 17 yrs. old and under)
02. Over 18 years of age (constructed by 18 yrs. old and over)

1 st	2 nd	3 rd	Honorable Mention
\$200	\$150	\$100	\$25

ENTRY FEE: \$15.00 to be paid at fair office on Sunday or Monday of fair week at time of registration. Please specify class on entry form and a contact person.

All judging will be done during the parade. There will be two sets of judges throughout the parade route. All floats must be in line of parade and participate to qualify for prizes.

Score Card for Floats – Total Points = 100

Theme	35	Workmanship	35
Originality	20	Participation in Parade	10

- ☺ **AWARD Best Use of Flowers on a Float**
1st \$50
2nd - \$30



All **school bands** will receive \$300 for participating.

DEPT Q - DOG SHOW

All entries due by 12:00 noon, Thursday, of fair week.
Countryside Veterinary Clinic employees are not eligible to enter.
NO entry fee

Showtime 10:00 a.m. Saturday, July 22
(Cattle Show Ring)

DIVISION 402 - PUREBREDS

Over One Year – Proof of registration to accompany entry

Class: 01 - Under 20#
Class: 02 - Over 20#

DIVISION 403 - MIXED BREEDS

Over One Year - (Purebreds without papers eligible)

Class: 01 - Under 20#
Class: 02 - Over 20#

DIVISION 404 - PUPPIES

Purebred & Mixed Breeds, Under One Year
No papers required

Class: 01 - Under 20#
Class: 02 - Over 20#

DIVISION 405 – SENIOR HANDICAPPED CANINES

Class: 01 - Over 8 Years or any Handicapped Dog Regardless of Age

DIVISION 406 – DOG OBEDIENCE (SIT/ STAY/ HEEL)

Class: 01 - Open to all Dogs

DIVISION 407 – “SHOW YOUR STUFF” - TRICKS

Class: 01 – Show Your Stuff

DIVISION 408 - COSTUME CLASS (open to all)

Class: 01 - Costume

DIVISION 409 – SPECIAL AWARDS

Class: 01 – Best Groomed
Class: 02 – Showmanship

Prizes for all Divisions:

- 1st - \$35 gift certificate to Countryside, ribbon
2nd - \$20 gift certificate to Countryside, ribbon

YOUR DOG MUST BE KEPT ON A LEASH.
THERE IS NO ENTRY FEE.

Entry form online: www.lewiscountyfair.org

MUST BE RETURNED TO
Sponsor Countryside Veterinary Clinic, LLP

DEPT R BABY SHOW

Open to Residents of Lewis County Only
 Rebecca Watson - SUPERINTENDENT (315-955-3316)
 Premiums \$210.00

NO entry fees

- If entering division 411 or 412, Print 1 picture (4X6) for the division your baby qualifies for. Please include:
 - o which division you are entering
 - o baby's name and birthday
 - o parents name, mailing address, and phone number
- If entering division 413, print 1 picture (4X6). Please include:
 - o Both baby names and birthday
 - o parents name, mailing address, and phone number
- If entering in Division 416 Print 1 picture (4x6) Please include:
 - o which class the photo is for
 - o baby's name and birthday
 - o parents name, mailing address, and phone number

Entries must be submitted by 5:00 pm 7/12/2023 to fair office or mailed to: Rebecca Watson
 5357 Waters Terrace Lowville NY 13367

DIVISION 411 - 6 months to 1 year

Class:	<u>1st</u>	<u>2nd</u>	<u>3rd</u>
01. Nicest Eyes	\$15	\$10	\$5
02. Most Photogenic	\$15	\$10	\$5

DIVISION 412 - 1 year to 2 years

Class:	<u>1st</u>	<u>2nd</u>	<u>3rd</u>
01. Nicest Eyes	\$15	\$10	\$5
02. Most Photogenic	\$15	\$10	\$5

DIVISION 413- Twins

Babies entered must be 6 months to 2 years

Class:	<u>1st</u>	<u>2nd</u>	<u>3rd</u>
01. Most Identical	\$15	\$10	\$5
02. Most Opposite	\$15	\$10	\$5

DIVISION 416- Theme Contest

Babies entered must be 6 months to 2 years.

Class:	<u>1st</u>	<u>2nd</u>	<u>3rd</u>
01. Barn in the USA	\$15	\$10	\$5

DEPT S DIVISION 070 – SCHOOL EXHIBITS

Education Exhibit, Elementary and Secondary Schools
 Minimum Premiums, \$181.00

Class 01: - SCHOOL EXHIBITS

Minimum Premiums - \$181.00

GENERAL RULES

1. Exhibits may be in any subject area resulting from school studies.
2. Each exhibit must come from a present student of the Lewis County schools.
3. No entry fee is required but each exhibit must be labeled both with student's name and his school and home address.
4. Each exhibit must be made or prepared by the exhibitor during the current year.
5. No student may enter more than one project in a subject matter.
6. The Fair Association assumes no responsibility for lost or damaged exhibits.
7. All exhibits will be judged by the same group of judges.
8. Judging in all exhibits will be done on their merit. All exhibits of truly outstanding quality will be placed in the Excellent group, followed by Good. Cash prizes and ribbons in all classed for excellent and good will be given. All awards will be made according to a point system as follows.

Excellent – 10 points; Good – 8 points.

DIVISION 071 – SPELLING CONTEST

Premiums Allowed \$420.00
 Leslie LaRose 315-779-7015

Friday, July 22- 9:00 a.m.
 (LeRoy Nichols Youth Building)

PRELIMINARY CONTESTS

Class 01: - Grades: 1 & 2 at 9:00 - 9:45 a.m.

The contest will be open to pupils in the schools of the county who shall not have entered 3rd grade at the time of the fair contest. Words will be chosen from basal texts for 2nd grade.

Class 02: - Grades: 3 & 4 at 10:00 - 10:45 a.m.

The contest will be open to pupils in the schools of the county who shall not have entered 5th grade at the time of the fair contest. Words will be chosen from basal texts for 4th grade.

Class 03: - Grades: 5 & 6 at 11:00 - 11:45 a.m.

The contest will be open to pupils in the schools of the county who shall not have entered 7th grade at the time of the fair contest. Words will be chosen from basal texts for 6th grade.

Class 04: - Grades: 7 & 8 at 12:00 - 12:45 p.m.

The contest will be open to pupils in the schools of the county who shall not have entered 9th grade at the time of the fair contest. Words will be chosen from basal texts for 8th grade.

Through school contests held under the supervision of school principals, a number of students from 1 to 3 (based on enrollment) will be chosen to represent the school in the contest held at the Lewis County Fair. Five cash prizes of \$35.00, \$25.00, \$20.00, \$15.00, and \$10.00 will be given to the best spellers as determined by the county contest.

MONDAY NIGHT! ON THE GRANDSTAND STAGE!

DEPT T - TALENT SHOW

315-376-8333
Monday night before fair
July 17th, 2023
6:00 pm
FREE EVENT

Registration closes WEDNESDAY July 13th @ 5:00 pm

1. **Residency requirements:** If a group, the majority must be from Lewis County; if a duet, one member must be from Lewis County, otherwise individual must be a resident of Lewis County.
2. **Ages:** The 50% rule will be adhered to concerning groups. In a duo, if one contestant is 12 and under and the other is 13 and over, they will compete in Maxi. In a group of 3+ if 50% or more of the group is 13 and over, they will compete in the maxi division. No one over the age of 14 may perform in the Mini Division.
3. All entries must be entered on the official Lewis County Fair Talent Show Entry form & must be **received by July 12th**.
4. All contestants to be judged on:
 - a. Technique
 - b. Rhythm & Timing
 - c. Stage Presence
 - d. Appearance
 - e. Overall Performance
5. Any participant interested in receiving their scores may leave a self-addressed stamped envelope with the Superintendent the night of the contest.
6. The top 25 acts from both the mini show and the maxi show will be eligible to compete at the New York State Fair Talent Hunt. Anyone interested in competing in the State Fair competition must notify the Superintendent the evening of the county contest.
7. Each contestant is allowed to participate a maximum of three times. Only one of these times may be as a solo. A participant may perform in two groups and one solo, or in three groups.
8. Each performance must be no more than five minutes in length.
9. No coaching of contestants from off stage allowed.
10. **Professional conduct is expected from each and every performer, participant, parent, and teacher. Misconduct may result in forfeiture of prizes.**
11. Contestants using recorded music for their performance must deliver a CD in new condition to the registration table. CD's should have the name of the individual / act on it. **The CD must contain only the selection to be performed on it.** If media is needed—it needs to be approved & trailed prior to 4:00 pm 7/17/23.

NO entry fee

<u>Premium</u>	<u>1st</u>	<u>2nd</u>	<u>3rd</u>
	\$15	\$10	\$5

DIVISION 420 – MINI (12 years & under)

Class:

01. Mini Talent Contest – Tap
02. Mini Talent Contest - Vocal
03. Mini Talent Contest - Jazz
04. Mini Talent Contest – Acro Gym/Acro Jazz
05. Mini Talent Contest –Clog/Musical Comedy/Novelty
06. Mini Talent Contest – Piano/Instrumental
07. Mini Talent Contest – Ballet/Lyrical/Modern Tap

DIVISION 421 – MAXI (13 years & over)

01. Maxi Talent Contest - Tap
02. Maxi Talent Contest - Vocal
03. Maxi Talent Contest - Jazz
04. Maxi Talent Contest - Acro Gym / Acro Jazz
05. Maxi Talent Contest - Clog / Musical Comedy / Novelty
06. Maxi Talent Contest - Piano / Instrumental
07. Maxi Talent Contest - Ballet / Lyrical / Modern Tap

DIVISION 422 – SPECIAL TALENTS

Class:

01. Any Age

☺ **AWARD: Overall Winners: \$30 \$20 \$10**

*entry form on last page

DIVISION 450 –TRACTOR PULLING CONTEST

Wednesday, 22nd 9:00 AM – 3 PM

Weigh in Time 8:00 AM

Gabe Sullivan – Superintendent 315-408-3056

This is a non-sanctioned pull

Pulling will start promptly at 9:00 AM

Drivers meeting at 8:45 AM

CONTEST RULES

- **Entry fee for all class is \$25.00 payable at the time of entry.**
- **Official driver must be in seat of tractor at the time of weighing.**
- **Official weigh in is made immediately after the tractor has been pulled.**
- **Classification – all tractors will be classified according to weight only.**
- **Each driver can only register for 2 classes.**

General Requirements

1. Rubber tires required. No four-wheel drive tractors are allowed. No dual tires, studs or chains are permitted. All power must be transmitted through rear wheels.
2. Pullers must be at least 14 years of age. No pullers under the age of 18 years will be allowed to pull without a parent or guardian's written consent. Anyone under the age of 16 is under the discretion of the superintendent.
3. All tractors must have a hood and grill.
4. All tractors must be equipped with workable rear brakes.
5. Drawbars must be stationary in all directions. Maximum drawbar height is 22" from top of hitching device paralleled to ground. The minimum drawbar length is 20" from center of rear axle to point of hook. Hitching devices on drawbar can be no less than ½ thick and no more than 1 ½ thick with a 3" diameter opening. The pulling point may not be more than 2" from the back of the hitching device. No two or three point hitch drawbar allowed.
6. Drivers must supply their own ¾" clevis or hitching ring with at least 3" hole.
7. All exhaust discharge to be a minimum of 20" **FROM EXHAUST MANIFOLD.**
8. Naturally aspirated tractors will not be allowed to run in Turbo classes of same weight.
9. Only one installed turbocharger is allowed on any tractor and must be adequately shielded.
10. Tractors with cut or shaped tires will be allowed, up to 20.8 x 38 Hot Farm Rule #12
11. Wheel weights and well-casing brackets shall not extend more than 12" from rear tires. Suitcase weights may be secured to a sturdy bracket on rear of tractor. Weights must not extend more than 6" behind farthest rear factory point of tractor excluding hitch.
12. Suitcase weights may be secured to a sturdy bracket on the front of the tractor but not to extend 24" from the farthest point of frame.
13. Tractors may use "belly bar" brackets for securing suitcase or wheel weights.
14. No portion of tractor or weights may interfere with sled or hitching of sled.
15. No protruding bolts shall extend more than 8" from wheel
16. No one-Front Wheel tractors allowed except "factory made" or better.
17. Only original tractor block not truck, motor blocks.

Safety and Tractor Operations

1. **No alcoholic beverages will be allowed on the track.**
2. Bottom of front tires will not be allowed to rise more than 36" off the ground. Determination of height will be decided by the judge's eye. The decision of the judge will be final. Contestant's pull will be measured from the point at which he is stopped.
3. Tractors must be operated in a safe manner at all times.
4. Operators must remain in their seats during the pull and have complete control of the tractor at all times.
5. No driver will be allowed to pull under the influence of alcohol, drugs, or any medication that impairs ability.
6. No weights may be placed on seat, footrest or platform of tractor.
7. Contest will be governed by judge(s) with all decisions final. Judge(s) have the right to stop and disqualify any tractor if it is operated in such a manner s to be considered unsafe.
8. All tractors must be in neutral or park transmission selector while being hitched or unhitched from sled.

CONTEST RULES

1. Only one pull allowed per tractor in class unless a tie is declared. Once past the 50' mark, official pull will be counted.
2. If a pull-off occurs contestants have only one attempt to move the sled. Contestants must pull-off, not splitting of positions. Judge(s) decision will be final.
3. All pull start from a tight hitch. No jerking is allowed. If the first attempt is stopped at 50' or under, contestants will be allowed a second attempt to start sled and/or change gear selection.
4. All drivers will obey flagman's signals and tractors must stop immediately upon signal from flagman. No hole digging is allowed.
5. Tractors must remain within boundary lines of track during pull or they will be disqualified.
6. The first contestant in each class will only pull in third position if sled adjustments are necessary.
7. The pull shall be considered over when forward motion of the sled stops.
8. Any ballast, weights, or external parts lost while hooked to sled will cause disqualification.
9. The contestant has the option of spotting the boat but it must be spotted upon the return to the starting line.
10. Tractors will be weighed with driver immediately before the official pull. Drivers will take tractor from weighing station to staging area for pull in process. Judge(s) have the right to weigh and measure any tractor after they pull. Drivers will be responsible for having tractors within weight limit or be disqualified. A random check of weights and hitch may be conducted after pulling at the discretion of the Association.
11. Each contestant must sign a statement relieving the Lewis County Agricultural Society along with others stated within the release form of any liability in case of accident or personal injury.
12. There will be No Cut Tires for Out of Field Classes.
13. Operator must be 18 years old to participate in Hot farm events.
14. No water injection allowed for Out of Field Events.
15. There is a 3,000 Maximum RPM's.
16. 3-inch Diameter on Turbo Classes.
17. No use of road gear in Farm Classes.

Hot Farm

All drivers must wear helmets and fire suits.

1. Tractors in these classes may use "belly bar" brackets for securing suitcase or wheel weights ahead of rear axle.
2. All tractors must have stabilizer or "wheelie bars" which meet the following specifications:
 - a. Should be 10" behind the point of contact of the ground and the tires no more than 8" off the ground with at least a 5" square pad capable of supporting the weight of the tractor. All "wheelie bars" must separate from hitch.
3. Tractors must have "kill switches" for connection to the sled. All ignition systems must have switch in working order and all diesel ignition engines must have an air shut-off valve control, both to be within easy reach of driver and/or sled.
4. Tractors must have engine side shields, minimum 1/8" thickness.
5. Tractors must leave a 6-strap safety blanket for the fly wheel and clutch or same incased with a steel ¼" thickness.
6. One turbo charger is allowed and must be adequately shielded.
7. Tractors must be stock appearing and equipped with a hood, grill, etc.
8. Wide front ends, seat belts and fenders will be required.
9. Up to 3-inch unaltered Turbo.

Classes

01. Up to 7500 lbs. Naturally aspirated
02. Up to 9,500 lbs. Naturally aspirated
03. 9,500 lbs. Turbo
04. 11,500 lbs. Naturally aspirated
05. 11,500 lbs. Turbo
06. 11,500 lbs. HOT FARM
07. 4x4 140-165 HP tractors
08. 13,500 lbs. Natural
09. 13,500 TURBO

Prizes:

1st - \$200 & trophy
2nd - \$150 & ribbon
3rd - \$100 & ribbon
4th - \$75
5th - \$50

Lewis County Fair Official Talent Show Entry Form

DIVISION: MINI / MAXI / Special Talents

CLASS: _____

(refer to Talent Show section page 63)

NAME: _____ AGE: _____ DATE OF BIRTH: _____

ADDRESS: _____ PHONE NUMBER: _____

I am a resident of Lewis County: ____Yes ____No

____ YES ____ NO I will continue on to participate in NYS Talent Show if eligible.

Please indicate if: _____Solo or _____Group

SONG NAME: _____

NAMES:

*Use another page if more space is needed

**Please mail Talent Show form by July 13th to:
Lewis County Fair, Entry Clerk
PO Box 51
Lowville, NY 13367**

LEWIS COUNTY AGRICULTURAL SOCIETY

Lowville, New York 13367 – Susan Berrus, Secretary

NAME _____ Birthday: _____

ADDRESS _____ CITY/STATE, ZIP _____
(required for entry program)

PHONE _____ EMAIL _____

CALCULATING ENTRY FEES

Saddle Horse, Ponies, Draft – 10% 1st place prize
Open Horse – \$5/pre-entry. \$7.50 late entry
Cattle– 10% 1st place prize

Ox, Goats, Sheep, Lambs - \$1 / class
Competitive Exhibits - \$0.50 / class*
Civil Organizations- \$6

Parade - \$15/ float
Dog, Baby, Talent Show & *Lego– no charge
Out of Field Tractor Pull - \$25

	Dep t	Division	Class	ARTICLE / DESCRIPTION	Entry Fee
1					
2					
3					
4					
5					
6					
7					
8					
9					
10					
11					
12					
13					
14					
15					
16					
17					
18					
19					

Entry Fees Due: _____ *

*If Entry Fees Due is greater than \$5, an Exhibitor Parking Pass will be included in your package.

If Entry Fees Dues is less than \$5 and you would like Exhibitor Parking Pass enter difference here.

Total Payment Due will then be \$5

EXHIBITOR ENTRY STATEMENT:

I have read and understand, and in consideration for being permitted to exhibit at the Lewis County Fair and agree and consent to abide by the rules of competition, including the IAFE National Code of Show Ring Ethics.

Date: _____

Exhibitor (Owner, Exhibitor, or absolutely responsible person)

Please mail to: Lewis County Fair, Entry Clerk, PO Box 51, Lowville, NY 13367